

SALA SITUACIONAL

RED DE SALUD CANAS CANCHIS ESPINAR

HASTA LA S.E. 13 - 2025



INFECCIONES RESPIRATORIAS AGUDAS (IRAS) RED DE SALUD CANAS CANCHIS ESPINAR

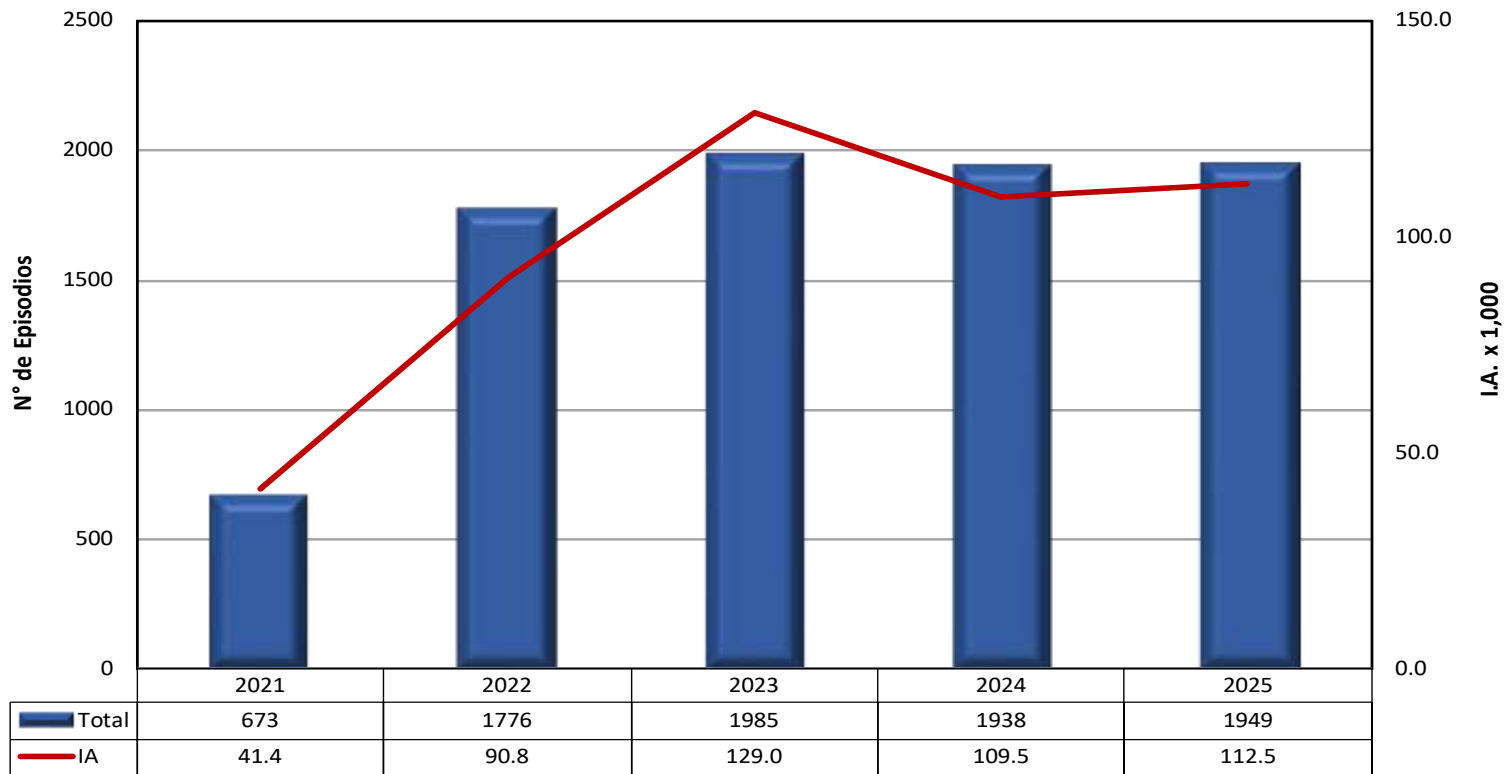


SITUACION EPIDEMIOLOGICA DE IRAs EN MENORES DE 5 AÑOS RED DE SALUD CANAS CANCHIS ESPINAR (HASTA LA S.E. N° 13)

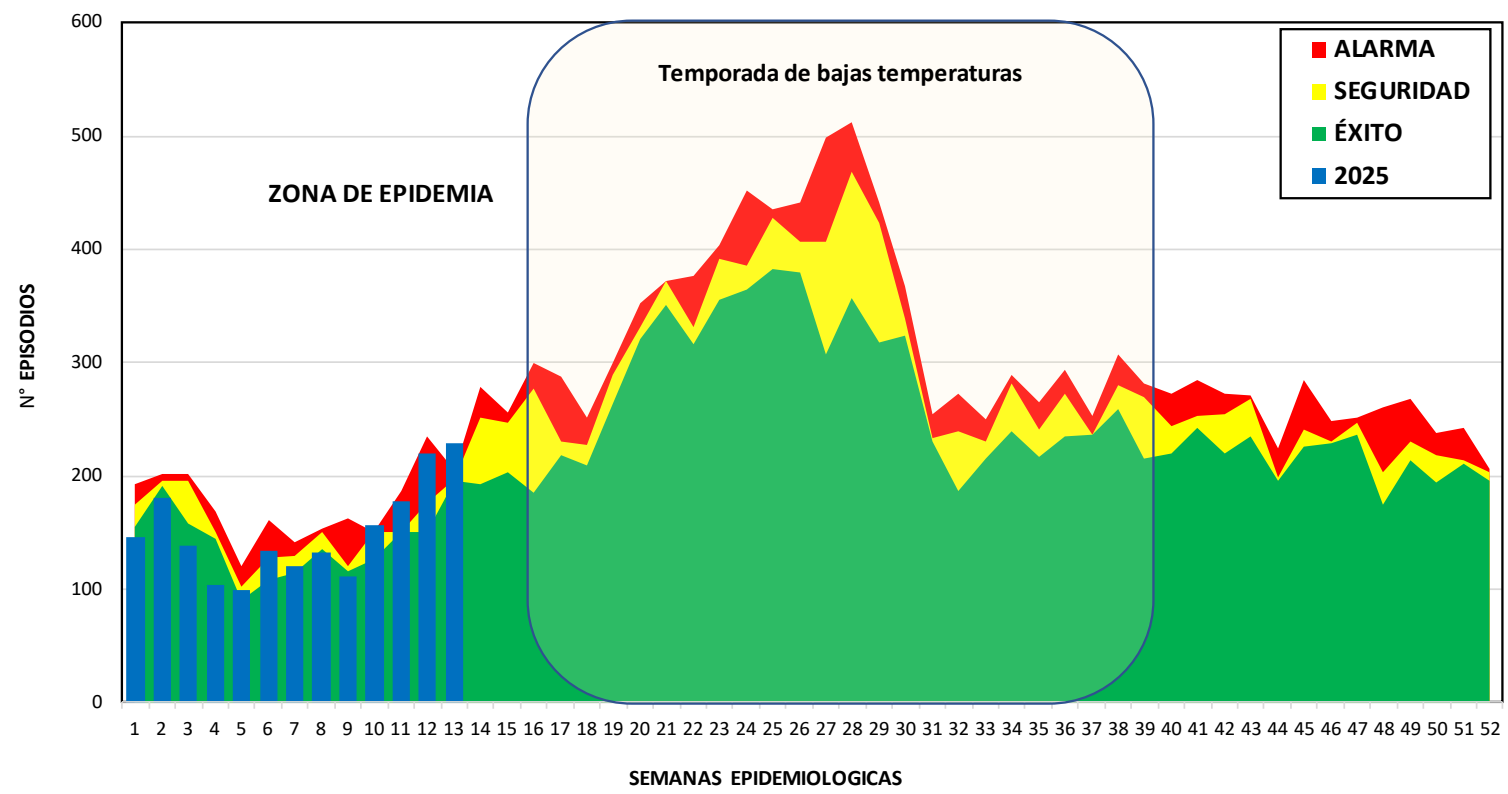
| MICROREDES | ESTABLECIMIENTO | 1 | 2 | 3 | 4 | 5 | 6 | 7 | 8 | 9 | 10 | 11 | 12 | 13 | TOTAL | |
|--------------------|------------------------------|-----------------|------------|------------|------------|-----------|------------|------------|------------|------------|------------|------------|------------|------------|-------------|----|
| COMBAPATA | CS. COMBAPATA | 2 | 3 | 1 | 2 | 1 | 3 | 3 | 2 | 4 | 6 | 5 | 10 | 7 | 49 | |
| | CS. TINTA | 2 | 3 | 4 | | 5 | 4 | 4 | 7 | 2 | 6 | 6 | 7 | 10 | 60 | |
| | PS. CHECACUPE | 3 | 1 | 2 | 3 | 1 | 3 | 1 | 3 | 2 | 7 | 10 | 8 | 5 | 49 | |
| | PS. CHIARA | 1 | 0 | 1 | 1 | 1 | 1 | 2 | 0 | 1 | 2 | 2 | 0 | 1 | 13 | |
| | PS. MOSOCLACTA | 1 | 0 | 0 | 0 | 0 | 0 | 0 | 0 | 0 | 2 | 0 | 0 | 0 | 3 | |
| | PS. PITUMARCA | 6 | 4 | 8 | 4 | 1 | 4 | 5 | 6 | 5 | 4 | 13 | 6 | 6 | 72 | |
| DESCANSO | CS. EL DESCANSO | 4 | 3 | 3 | 5 | 2 | 3 | 2 | 6 | 1 | 3 | 3 | 11 | 15 | 61 | |
| | PS. CHECCA | 1 | 5 | 4 | 1 | 3 | 2 | 1 | 5 | 2 | 3 | 7 | 4 | 3 | 41 | |
| PAMPA PHALLA | PS. CHITIBAMBA | 1 | 2 | 0 | 2 | 0 | 0 | 0 | 1 | 0 | 1 | 0 | 2 | 1 | 10 | |
| | CS. PAMPA PHALLA | 16 | 12 | 7 | 5 | 4 | 8 | 4 | 4 | 3 | 7 | 5 | 10 | 7 | 92 | |
| | PS. LA FLORIDA | 5 | 5 | 4 | 0 | 5 | 2 | 6 | 6 | 2 | 3 | 3 | 5 | 4 | 50 | |
| | PS. PHINAYA | 1 | 1 | 0 | 0 | 0 | 0 | 0 | 0 | 0 | 0 | 0 | 0 | 0 | 2 | |
| | PS. QUEHUAR | 2 | 2 | 1 | 2 | 1 | 1 | 2 | 1 | 0 | 2 | 0 | 2 | 3 | 19 | |
| | PS. SAN PABLO | 0 | 0 | 1 | 0 | 1 | 0 | 3 | 1 | 1 | 1 | 0 | 1 | 2 | 11 | |
| | PS. SAN PEDRO | 2 | 0 | 1 | 1 | 1 | 1 | 1 | 4 | 0 | 6 | 4 | 4 | 3 | 27 | |
| | PS. SANTA BARBARA | 3 | 0 | 0 | 0 | 0 | 1 | 1 | 1 | 0 | 1 | 2 | 3 | 3 | 15 | |
| | PS. UZCUPATA | 1 | 0 | 0 | 0 | 0 | 0 | 0 | 1 | 1 | 0 | 0 | 0 | 0 | 3 | |
| | HOSPITAL ESSALUD SICUANI | 7 | 15 | 8 | 7 | 13 | 4 | 4 | 5 | 12 | 14 | 12 | 13 | 17 | 131 | |
| SICUANI - HOSPITAL | HOSPITAL SICUANI | 16 | 32 | 13 | 7 | 15 | 14 | 16 | 20 | 13 | 20 | 14 | 30 | 22 | 232 | |
| | CS. MARANGANI | 3 | 2 | 3 | | 2 | 4 | 1 | 2 | 2 | 3 | 7 | 3 | 8 | 40 | |
| TECHO OBRERO | CS. TECHO OBRERO | 16 | 14 | 9 | 9 | 4 | 9 | 5 | 8 | 8 | 7 | 14 | 17 | 16 | 136 | |
| | PS. CHECTUYOC | 0 | 0 | 0 | 1 | 0 | 0 | 0 | 0 | 0 | 1 | 1 | 1 | 0 | 4 | |
| | PS. CONDE VILUYO | 0 | 0 | 0 | 0 | 0 | 0 | 0 | 0 | 0 | 2 | 0 | 0 | 1 | 5 | |
| | PS. CUYO | 0 | 0 | 0 | 0 | 1 | 1 | 1 | 0 | 0 | 1 | 1 | 0 | 1 | 6 | |
| | PS. HERCCA | 1 | 0 | 0 | 1 | 0 | 0 | 1 | 0 | 0 | 1 | 1 | 3 | 1 | 9 | |
| | PS. LANGUI | 2 | 0 | 0 | 0 | 0 | 2 | 1 | 0 | 1 | 1 | 1 | 0 | 0 | 8 | |
| | PS. LAYO | 3 | 4 | 3 | 2 | 2 | 3 | 4 | 0 | 6 | 6 | 6 | 5 | 9 | 53 | |
| | PS. OCCOBAMBA (SICUANI) | 0 | 0 | 0 | 0 | 0 | 1 | 0 | 0 | 2 | 1 | 2 | 1 | 0 | 7 | |
| | YANAOCA | CS. YANAOCA | 5 | 5 | 4 | 6 | 8 | 3 | 8 | 6 | 3 | 5 | 4 | 13 | 8 | 78 |
| | | P.S. CCOCHAPATA | 0 | 1 | 1 | | 1 | 1 | 1 | 1 | 0 | 0 | 1 | 1 | 4 | 12 |
| PS. HAMPATURA | | 0 | 1 | 1 | 1 | 0 | 0 | 0 | 0 | 0 | 1 | 2 | 1 | 0 | 7 | |
| PS. HUINCHIRI | | 1 | 0 | 0 | 0 | 0 | 0 | 1 | 0 | 1 | 0 | 0 | 1 | 0 | 4 | |
| PS. PAMPAMARCA | | 0 | 2 | 2 | 0 | 1 | 1 | 0 | 0 | 0 | 1 | 2 | 1 | 0 | 10 | |
| PS. PONGONA | | 0 | 0 | 0 | 2 | 0 | 1 | 0 | 3 | | 1 | 0 | 4 | 4 | 15 | |
| PS. QUEHUE | | 0 | 1 | 1 | 0 | 0 | 0 | 0 | 0 | 0 | 1 | 0 | 1 | 1 | 5 | |
| PS. SURIMANA | | 0 | 1 | | 1 | 0 | 0 | 0 | 0 | 0 | 0 | 1 | 0 | 0 | 4 | |
| PS. TOCCOCORI | | 0 | 0 | 1 | 1 | 0 | 0 | 0 | 0 | 0 | 0 | 0 | 0 | 1 | 3 | |
| PS. TUNGASUCA | | 1 | 1 | 1 | 2 | 1 | 1 | 0 | 0 | 0 | 0 | 0 | 0 | 2 | 9 | |
| YAURI | CS. YAURI | 9 | 17 | 7 | 6 | 5 | 18 | 13 | 10 | 15 | 12 | 5 | 15 | 15 | 147 | |
| | HOSPITAL ESPINAR | 7 | 9 | 12 | 10 | 9 | 12 | 4 | 8 | 5 | 3 | 7 | 14 | 15 | 115 | |
| | HOSPITAL I ESPINAR (ESSALUD) | 6 | 15 | 15 | 13 | 5 | 12 | 15 | 7 | 9 | 9 | 18 | 7 | 20 | 151 | |
| | MAX SALUD PARA TU SALUD | 1 | 2 | 2 | 0 | 0 | 0 | 0 | 0 | 1 | 0 | 1 | 0 | 0 | 7 | |
| | PS. ACCOCUNCA | 1 | 0 | 1 | 0 | 0 | 0 | 0 | 0 | 0 | 1 | 1 | 1 | 2 | 7 | |
| | PS. CONDOROMA | 0 | 0 | 0 | 0 | 0 | 0 | 1 | 0 | 1 | 1 | 1 | 0 | 0 | 4 | |
| | PS. COPORAQUE | 1 | 1 | 4 | 2 | 0 | 4 | 1 | 5 | 0 | 0 | 2 | 1 | 0 | 21 | |
| | PS. HUAYHUHUASI | 3 | 1 | 0 | 0 | 0 | 0 | 0 | 0 | 0 | 0 | 0 | 0 | 0 | 4 | |
| | PS. OCCORURO | 3 | | 5 | 2 | 1 | 4 | 0 | 0 | 0 | 1 | 1 | 1 | 2 | 20 | |
| | PS. PALLPATA | 5 | 9 | 6 | 4 | 1 | 6 | 4 | 3 | 3 | 7 | 5 | 9 | 4 | 66 | |
| | PS. PICHIGUA | 0 | 0 | 1 | 0 | 1 | 0 | 2 | 2 | 2 | 3 | 2 | 1 | 3 | 17 | |
| | PS. SAN MIGUEL | 2 | 0 | 0 | 0 | 3 | 0 | 1 | 0 | 1 | 1 | 0 | 0 | 1 | 9 | |
| | PS. SUYCKUTAMBO | 0 | 3 | 0 | 0 | 0 | 0 | 1 | 0 | 0 | 1 | 3 | 0 | 2 | 10 | |
| | PS. TINTAYA MARQUIRI | 1 | 2 | 0 | 1 | 0 | 0 | 2 | 1 | 1 | | 1 | 1 | 0 | 10 | |
| | PS. URINSAYA | 1 | 1 | 1 | 0 | 0 | 0 | 0 | 0 | 0 | 0 | 0 | 2 | 0 | 5 | |
| TOTAL | | 146 | 180 | 138 | 104 | 99 | 134 | 121 | 132 | 111 | 157 | 178 | 220 | 229 | 1949 | |

Fuente: Sistema de vigilancia epidemiológica SCCE

INCIDENCIA ACUMULADA DE INFECCIONES RESPIRATORIAS AGUDAS EN MENORES DE 5 AÑOS RED DE SALUD CANAS CANCHIS ESPINAR, 2021-2025 (HASTA LA S.E. N° 13)



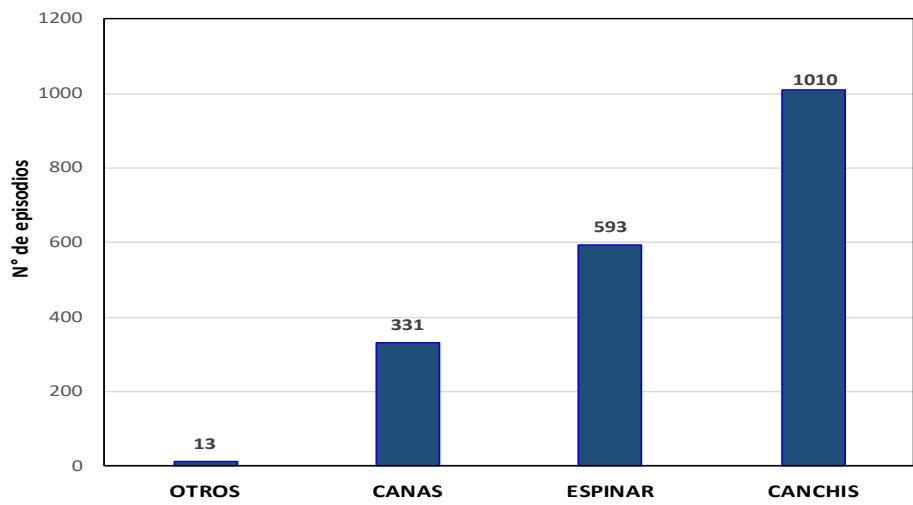
CANAL ENDEMICO DE INFECCIONES RESPIRATORIAS AGUDAS EN MENORES DE 5 AÑOS RED DE SALUD CANAS CANCHIS ESPINAR, 2025 (HASTA LA S.E. N° 13)



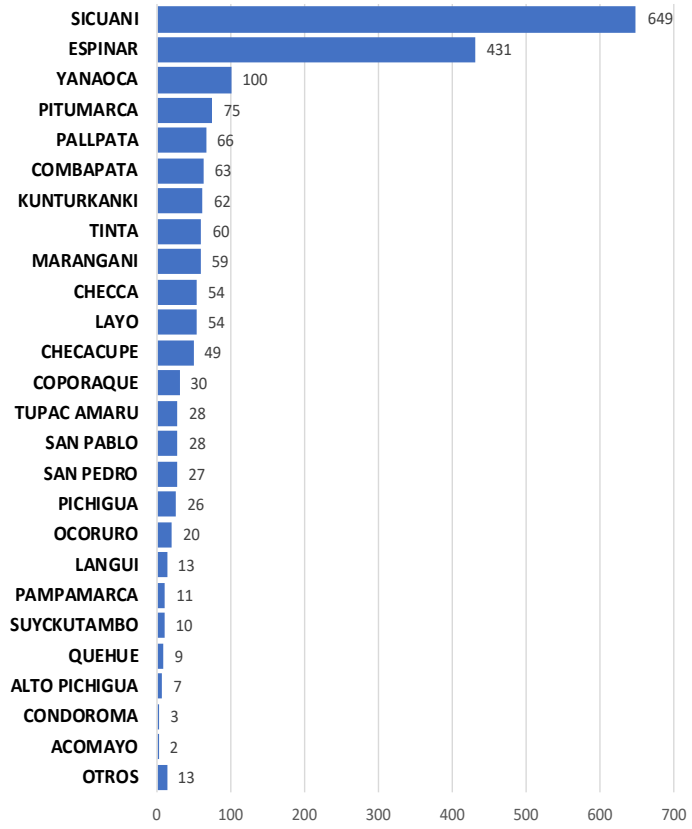
Fuente: Sistema de vigilancia epidemiológica SCCE

EPISODIO DE IRAS POR PROVINCIAS Y DISTRITOS EN MENORES DE 5 AÑOS RED DE SALUD CANAS CANCHIS ESPINAR, 2025 (HASTA LA S.E. N° 13)

IRAS <5 años x Provincias



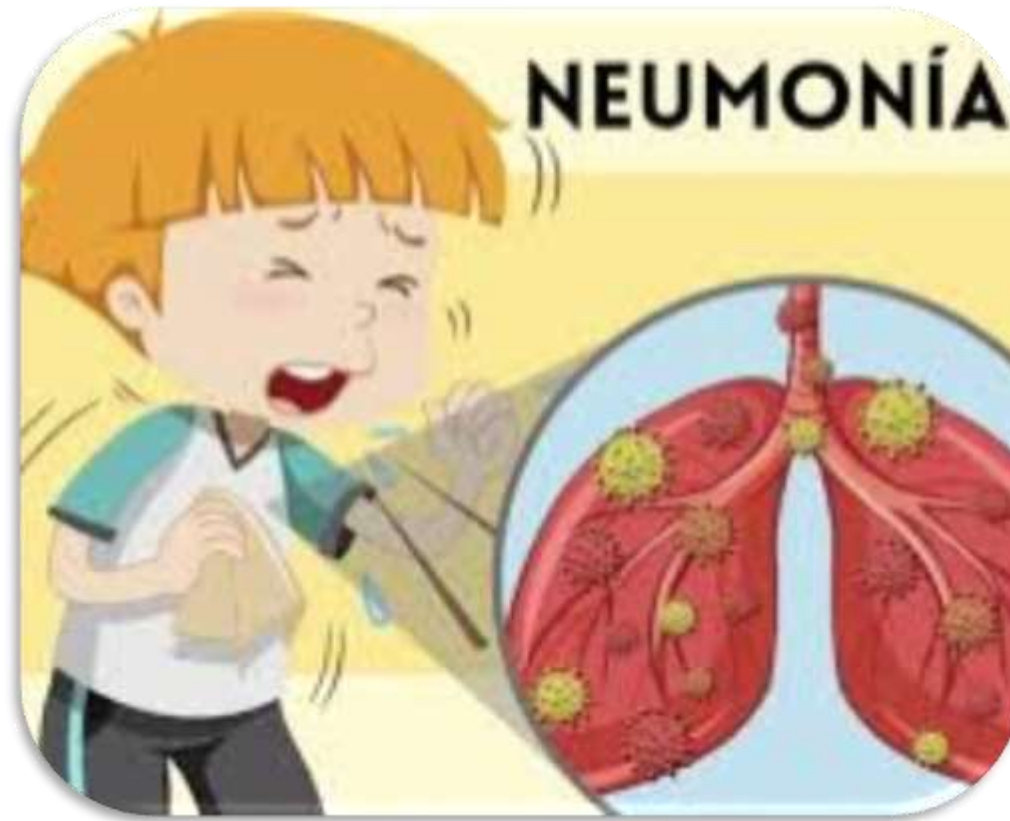
IRAS <5 AÑOS X SEGUN DISTRITOS



Fuente: Sistema de vigilancia epidemiológica SCCE

NEUMONIAS EN MENORES DE 5 AÑOS

RED DE SALUD CANAS CANCHIS ESPINAR

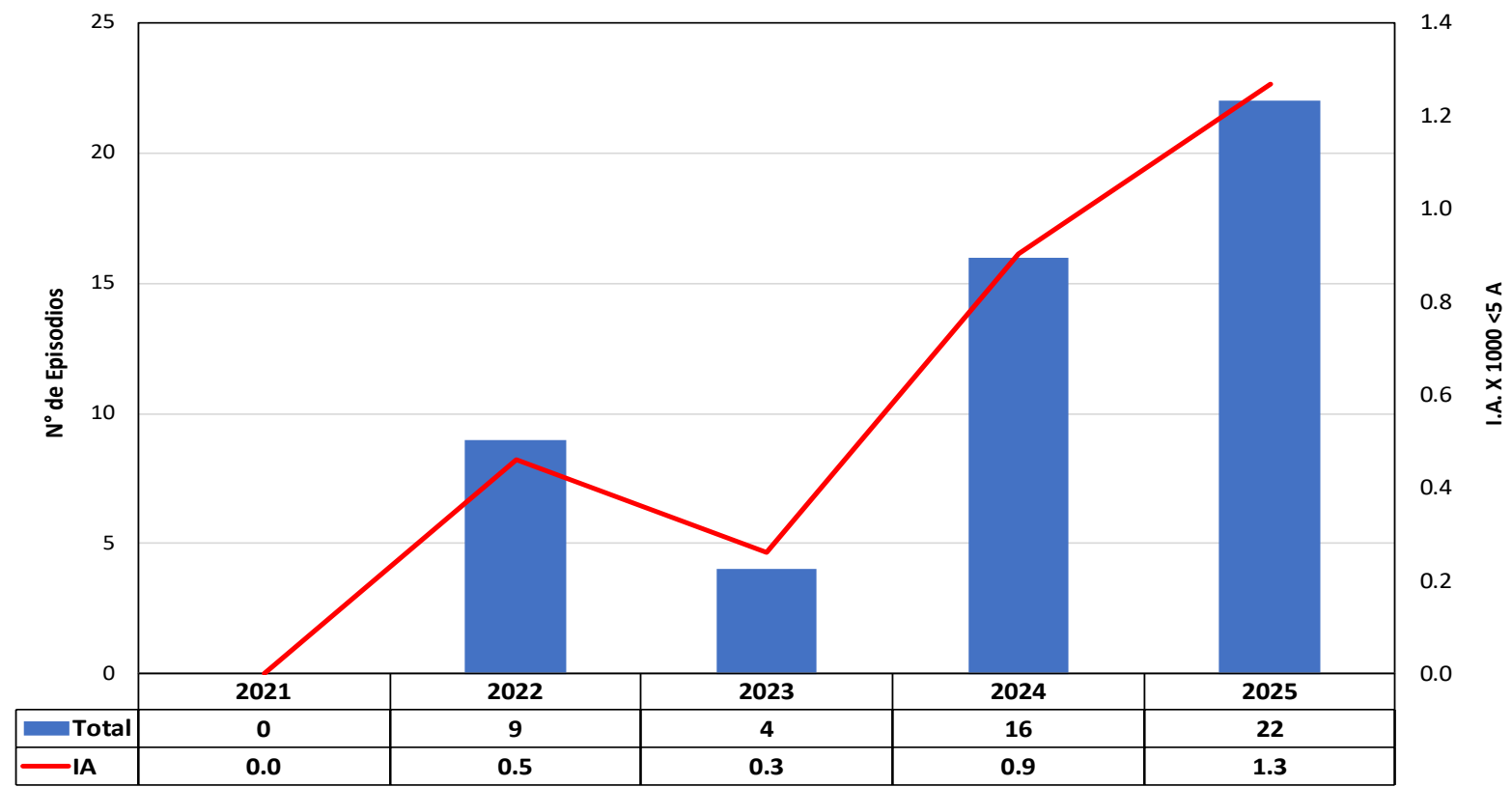


SITUACION EPIDEMIOLOGICA DE NEUMONIAS EN MENORES DE 5 AÑOS RED DE SALUD CANAS CANCHIS ESPINAR (HASTA LA S.E. N° 13)

| MICROREDES | ESTABLECIMIENTO | 1 | 2 | 3 | 4 | 5 | 6 | 7 | 8 | 9 | 10 | 11 | 12 | 13 | TOTAL |
|----------------------|------------------------------|-------------|----------|----------|----------|----------|----------|----------|----------|----------|----------|----------|----------|----------|-----------|
| COMBAPATA | CS. COMBAPATA | 0 | 0 | 0 | 0 | 0 | 0 | 0 | 0 | 0 | 0 | 0 | 0 | 0 | 0 |
| | CS. TINTA | 0 | 0 | 0 | 0 | 0 | 0 | 0 | 0 | 0 | 0 | 0 | 0 | 0 | 0 |
| | PS. CHECACUPE | 0 | 0 | 0 | 0 | 0 | 0 | 0 | 0 | 0 | 0 | 0 | 0 | 0 | 0 |
| | PS. CHIARA | 0 | 0 | 0 | 0 | 0 | 0 | 0 | 0 | 0 | 0 | 0 | 0 | 0 | 0 |
| | PS. MOSOCLLACTA | 0 | 0 | 0 | 0 | 0 | 0 | 0 | 0 | 0 | 0 | 0 | 0 | 0 | 0 |
| | PS. PITUMARCA | 0 | 0 | 0 | 0 | 0 | 0 | 0 | 0 | 0 | 0 | 1 | 0 | 0 | 1 |
| DESCANSO | CS. EL DESCANSO | 0 | 0 | 0 | 0 | 0 | 0 | 0 | 0 | 0 | 0 | 0 | 0 | 0 | 0 |
| | PS. CHECCA | 0 | 0 | 0 | 0 | 0 | 0 | 0 | 0 | 0 | 0 | 0 | 0 | 0 | 0 |
| | PS. CHITIBAMBA | 0 | 0 | 0 | 0 | 0 | 0 | 0 | 0 | 0 | 0 | 0 | 0 | 0 | 0 |
| PAMPA PHALLA | CS. PAMPA PHALLA | 0 | 0 | 0 | 0 | 0 | 0 | 0 | 0 | 0 | 0 | 0 | 0 | 0 | 0 |
| | PS. LA FLORIDA | 0 | 0 | 0 | 0 | 0 | 0 | 0 | 0 | 0 | 0 | 0 | 0 | 0 | 0 |
| | PS. PHINAYA | 0 | 0 | 0 | 0 | 0 | 0 | 0 | 0 | 0 | 0 | 0 | 0 | 0 | 0 |
| | PS. QUEHUAR | 0 | 0 | 0 | 0 | 0 | 0 | 0 | 0 | 0 | 0 | 0 | 0 | 0 | 0 |
| | PS. SAN PABLO | 0 | 0 | 0 | 0 | 0 | 0 | 0 | 0 | 0 | 0 | 0 | 0 | 0 | 0 |
| | PS. SAN PEDRO | 0 | 0 | 0 | 0 | 0 | 0 | 0 | 0 | 0 | 0 | 0 | 0 | 0 | 0 |
| | PS. SANTA BARBARA | 0 | 0 | 0 | 0 | 0 | 0 | 0 | 0 | 0 | 0 | 0 | 0 | 0 | 0 |
| SICUANI - HOSPITAL | PS. UZCUPATA | 0 | 0 | 0 | 0 | 0 | 0 | 0 | 0 | 0 | 0 | 0 | 0 | 0 | 0 |
| | HOSPITAL ESSALUD SICUANI | 0 | 0 | 0 | 0 | 0 | 1 | 0 | 0 | 0 | 0 | 0 | 0 | 0 | 1 |
| | HOSPITAL SICUANI | 0 | 1 | 0 | 1 | 0 | 0 | 0 | 1 | 0 | 1 | 1 | 1 | 1 | 8 |
| TECHO OBRERO | CS. MARANGANI | 0 | 0 | 0 | 0 | 0 | 0 | 0 | 0 | 0 | 0 | 0 | 0 | 0 | 0 |
| | CS. TECHO OBRERO | 0 | 0 | 0 | 0 | 0 | 0 | 0 | 0 | 0 | 0 | 0 | 0 | 0 | 0 |
| | PS. CHECTUYOC | 0 | 0 | 0 | 0 | 0 | 0 | 0 | 0 | 0 | 0 | 0 | 0 | 0 | 0 |
| | PS. CONDE VILUYO | 0 | 0 | 0 | 0 | 0 | 0 | 0 | 0 | 0 | 0 | 0 | 0 | 0 | 0 |
| | PS. CUYO | 0 | 0 | 0 | 0 | 0 | 0 | 0 | 0 | 0 | 0 | 0 | 0 | 0 | 0 |
| | PS. HERCCA | 0 | 0 | 0 | 0 | 0 | 0 | 0 | 0 | 0 | 0 | 0 | 0 | 0 | 0 |
| | PS. LANGUI | 0 | 0 | 0 | 0 | 0 | 0 | 0 | 0 | 0 | 0 | 0 | 0 | 0 | 0 |
| | PS. LAYO | 0 | 0 | 0 | 0 | 0 | 0 | 0 | 0 | 0 | 0 | 0 | 0 | 0 | 0 |
| | PS. OCCOBAMBA (SICUANI) | 0 | 0 | 0 | 0 | 0 | 0 | 0 | 0 | 0 | 0 | 0 | 0 | 0 | 0 |
| | YANAOCA | CS. YANAOCA | 0 | 0 | 0 | 0 | 0 | 0 | 0 | 0 | 0 | 0 | 0 | 0 | 0 |
| P.S. CCOCHAPATA | | 0 | 0 | 0 | 0 | 0 | 0 | 0 | 0 | 0 | 0 | 0 | 0 | 0 | 0 |
| PS. HAMPATURA | | 0 | 0 | 0 | 0 | 0 | 0 | 0 | 0 | 0 | 0 | 0 | 0 | 0 | 0 |
| PS. HUINCHIRI | | 0 | 0 | 0 | 0 | 0 | 0 | 0 | 0 | 0 | 0 | 0 | 0 | 0 | 0 |
| PS. PAMPAMARCA | | 0 | 0 | 0 | 0 | 0 | 0 | 0 | 0 | 0 | 0 | 0 | 0 | 0 | 0 |
| PS. PONGONA | | 0 | 0 | 0 | 0 | 0 | 0 | 0 | 0 | 0 | 0 | 0 | 0 | 0 | 0 |
| PS. QUEHUE | | 0 | 0 | 0 | 0 | 0 | 0 | 0 | 0 | 0 | 0 | 0 | 0 | 0 | 0 |
| PS. SURIMANA | | 0 | 0 | 0 | 0 | 0 | 0 | 0 | 0 | 0 | 0 | 0 | 0 | 0 | 0 |
| PS. TOCCOCORI | | 0 | 0 | 0 | 0 | 0 | 0 | 0 | 0 | 0 | 0 | 0 | 0 | 0 | 0 |
| PS. TUNGASUCA | | 0 | 0 | 0 | 0 | 0 | 0 | 0 | 0 | 0 | 0 | 0 | 0 | 0 | 0 |
| YAURI | CS. YAURI | 0 | 0 | 0 | 0 | 0 | 0 | 0 | 0 | 0 | 0 | 0 | 0 | 0 | 0 |
| | HOSPITAL ESPINAR | 3 | 0 | 0 | 0 | 1 | 0 | 0 | 0 | 0 | 0 | 1 | 1 | 0 | 6 |
| | HOSPITAL I ESPINAR (ESSALUD) | 0 | 0 | 0 | 0 | 0 | 0 | 0 | 0 | 0 | 0 | 0 | 0 | 0 | 0 |
| | MAX SALUD PARA TU SALUD | 0 | 0 | 0 | 0 | 0 | 0 | 0 | 0 | 0 | 0 | 0 | 0 | 0 | 0 |
| | PS. ACCOCUNCA | 0 | 0 | 0 | 0 | 0 | 0 | 0 | 0 | 0 | 0 | 0 | 0 | 0 | 0 |
| | PS. CONDOROMA | 0 | 0 | 0 | 0 | 0 | 0 | 0 | 0 | 0 | 0 | 0 | 0 | 0 | 0 |
| | PS. COPORAQUE | 0 | 0 | 0 | 0 | 0 | 0 | 0 | 0 | 0 | 0 | 0 | 0 | 0 | 0 |
| | PS. HUAYHUAHUASI | 0 | 0 | 0 | 0 | 0 | 0 | 0 | 0 | 0 | 0 | 0 | 0 | 0 | 0 |
| | PS. OCCORURO | 0 | 0 | 0 | 0 | 0 | 0 | 0 | 0 | 0 | 0 | 0 | 0 | 0 | 0 |
| | PS. PALLPATA | 0 | 0 | 0 | 0 | 0 | 0 | 0 | 0 | 0 | 0 | 0 | 0 | 0 | 0 |
| | PS. PICHIGUA | 0 | 0 | 0 | 0 | 0 | 0 | 0 | 0 | 0 | 0 | 0 | 0 | 0 | 0 |
| | PS. SAN MIGUEL | 0 | 0 | 0 | 0 | 0 | 0 | 0 | 0 | 0 | 0 | 0 | 0 | 0 | 0 |
| | PS. SUYCKUTAMBO | 0 | 0 | 0 | 0 | 0 | 0 | 0 | 0 | 0 | 0 | 0 | 0 | 0 | 0 |
| PS. TINTAYA MARQUIRI | 0 | 0 | 0 | 0 | 0 | 0 | 0 | 0 | 0 | 0 | 0 | 0 | 0 | 0 | |
| PS. URINSAYA | 0 | 0 | 0 | 0 | 0 | 0 | 0 | 0 | 0 | 0 | 0 | 0 | 0 | 0 | |
| TOTAL | | 3 | 1 | 0 | 1 | 1 | 1 | 0 | 1 | 0 | 1 | 3 | 2 | 8 | 22 |

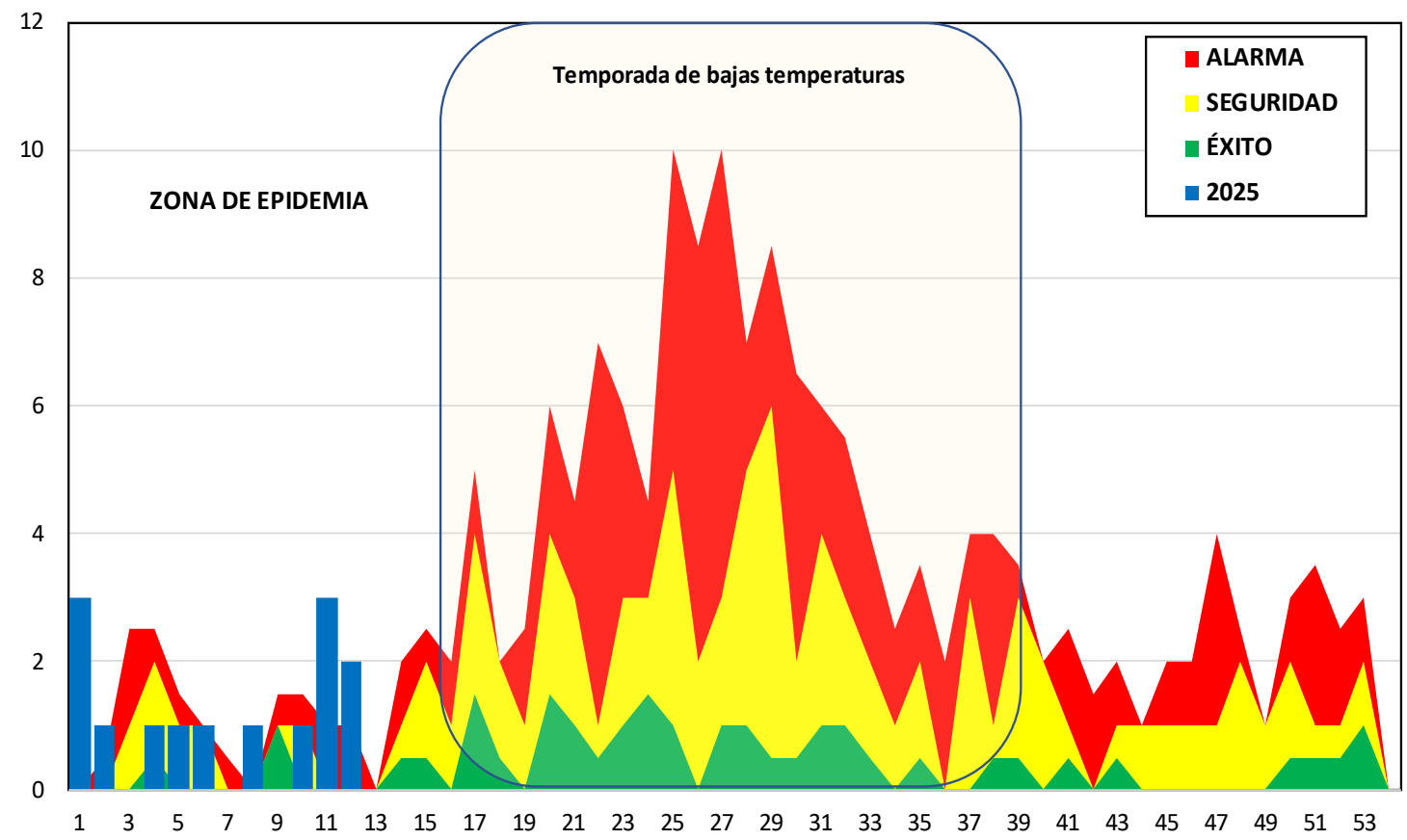
Fuente: Sistema de vigilancia epidemiológica SCCE

INCIDENCIA ACUMULADA DE EPISODIOS DE NEUMONIAS EN MENORES DE 5 AÑOS RED DE SALUD CANAS CANCHIS ESPINAR, 2021-2025 (HASTA LA S.E. N° 13)



Fuente: Sistema de vigilancia epidemiológica SCCE

CANAL ENDEMICO DE NEUMONIAS EN MENORES DE 5 AÑOS RED DE SALUD CANAS CANCHIS ESPINAR, 2025 (HASTA LA S.E. N° 13)

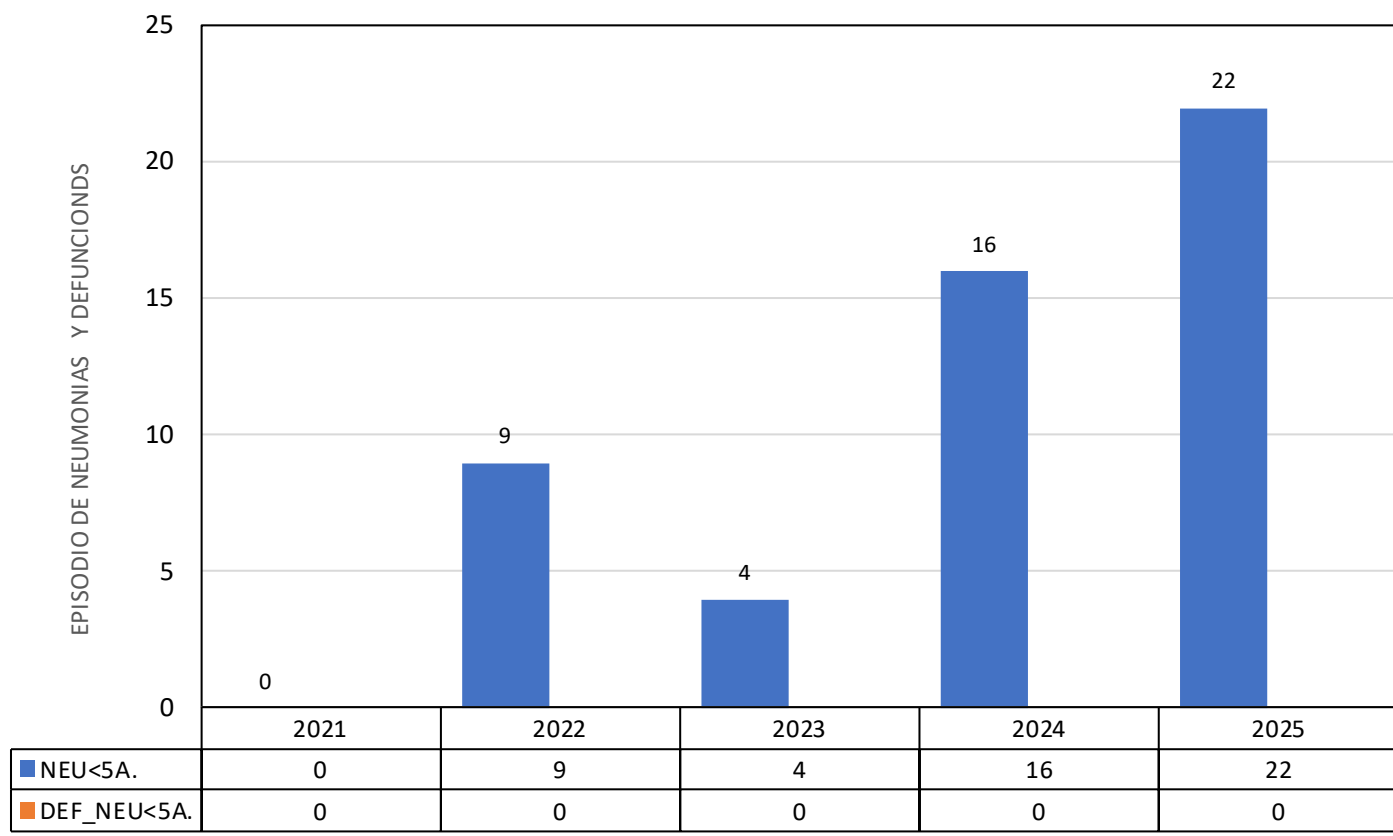


Fuente: Sistema de vigilancia epidemiológica SCCE

EPISODIO DE NEUMONIAS EN MENORES DE 5 AÑOS SEGÚN MICROREDES, 2021 - 2025 (HASTA LA S.E. N° 13)

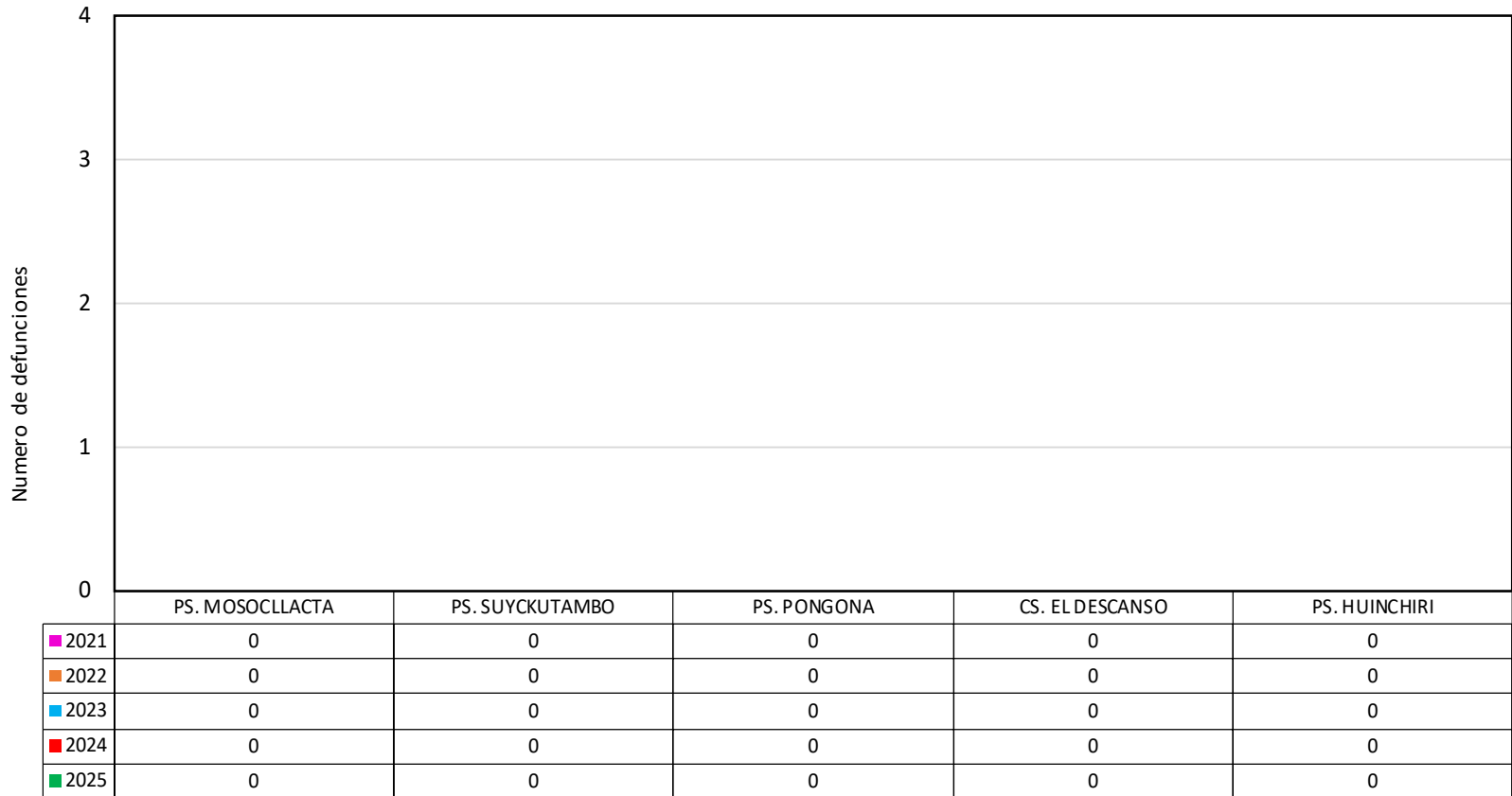
| MICROREDES | 2021 | | 2022 | | 2023 | | 2024 | | 2025 | |
|--------------------|--------------|---------------|--------------|---------------|--------------|---------------|--------------|---------------|--------------|---------------|
| | NEUMONIA <5A | NEU GRAVE <5A | NEUMONIA <5A | NEU GRAVE <5A | NEUMONIA <5A | NEU GRAVE <5A | NEUMONIA <5A | NEU GRAVE <5A | NEUMONIA <5A | NEU GRAVE <5A |
| COMBAPATA | 0 | 0 | 0 | 0 | 0 | 0 | 0 | 0 | 1 | 0 |
| DESCANSO | 0 | 0 | 0 | 0 | 0 | 0 | 0 | 0 | 0 | 0 |
| PAMPA PHALLA | 0 | 0 | 0 | 0 | 0 | 0 | 0 | 0 | 0 | 0 |
| SICUANI - HOSPITAL | 0 | 0 | 5 | 0 | 2 | 2 | 5 | 10 | 6 | 9 |
| TECHO OBRERO | 0 | 0 | 0 | 0 | 0 | 0 | 0 | 0 | 0 | 0 |
| YANAOCA | 0 | 0 | 0 | 0 | 0 | 0 | 0 | 0 | 0 | 0 |
| YAURI | 0 | 0 | 4 | 0 | 0 | 0 | 1 | 0 | 6 | 0 |
| TOTAL | 0 | 0 | 9 | 0 | 2 | 2 | 6 | 10 | 13 | 9 |

DEFUNCIONES POR NEUMONIAS EN MENORES DE 5 AÑOS RED DE SALUD CANAS CANCHIS ESPINAR, 2021- 2025 (HASTA LA S.E. N° 13)



Fuente: Sistema de vigilancia epidemiológica SCCE

DEFUNCIONES POR NEUMONIAS EN MENORES DE 5 AÑOS SEGÚN IPRESS RED DE SALUD CANAS CANCHIS ESPINAR, 2021- 2025 (HASTA LA S.E. N° 13)



NEUMONIAS EN PAMS

RED DE SALUD CANAS CANCHIS ESPINAR

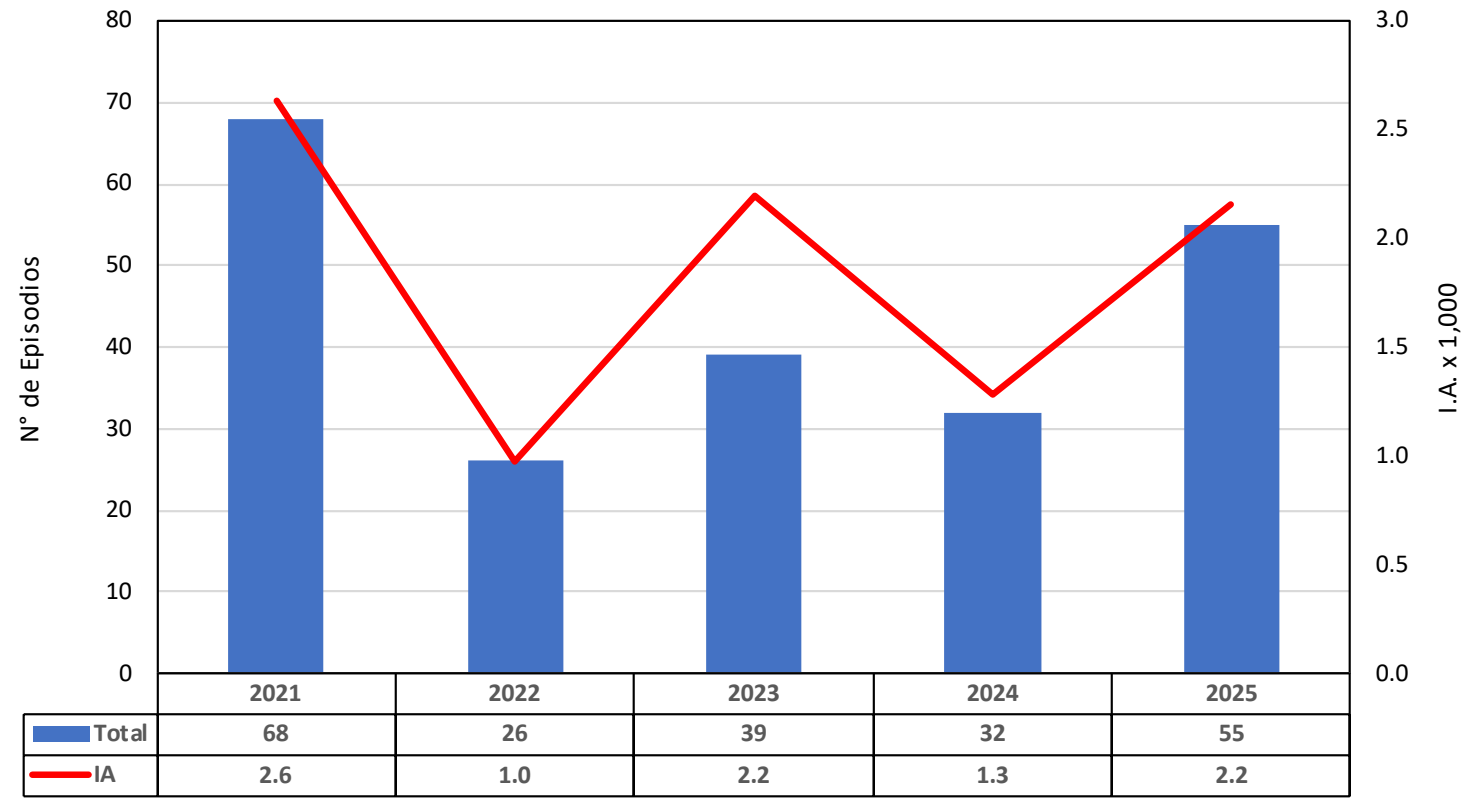


SITUACION EPIDEMIOLOGICA DE NEUMONIAS PAMS RED DE SALUD CANAS CANCHIS ESPINAR (HASTA LA S.E. N° 13)

| MICROREDES | ESTABLECIMIENTO | 1 | 2 | 3 | 4 | 5 | 6 | 7 | 8 | 9 | 10 | 11 | 12 | 13 | TOTAL |
|--------------------|------------------------------|-------------|----------|----------|----------|----------|----------|----------|----------|----------|----------|----------|----------|----------|-----------|
| COMBAPATA | CS. COMBAPATA | 0 | 0 | 0 | 0 | 0 | 0 | 0 | 0 | 0 | 0 | 0 | 0 | 0 | 0 |
| | CS. TINTA | 0 | 0 | 0 | 0 | 0 | 0 | 0 | 0 | 0 | 0 | 1 | 0 | 0 | 1 |
| | PS. CHECACUPE | 0 | 0 | 0 | 0 | 0 | 0 | 0 | 2 | 0 | 0 | 0 | 0 | 0 | 2 |
| | PS. CHIARA | 0 | 0 | 0 | 0 | 0 | 0 | 0 | 0 | 0 | 0 | 0 | 0 | 0 | 0 |
| | PS. MOSOCLACTA | 0 | 0 | 0 | 0 | 0 | 0 | 0 | 0 | 0 | 0 | 0 | 0 | 0 | 0 |
| | PS. PITUMARCA | 0 | 0 | 0 | 0 | 0 | 1 | 0 | 0 | 0 | 1 | 0 | 0 | 0 | 2 |
| DESCANSO | CS. EL DESCANSO | 0 | 0 | 0 | 0 | 0 | 0 | 0 | 0 | 0 | 0 | 0 | 0 | 0 | 0 |
| | PS. CHECCA | 0 | 0 | 0 | 0 | 0 | 0 | 0 | 0 | 0 | 0 | 0 | 0 | 0 | 0 |
| | PS. CHITIBAMBA | 0 | 0 | 0 | 0 | 0 | 0 | 0 | 0 | 0 | 0 | 0 | 0 | 0 | 0 |
| PAMPA PHALLA | CS. PAMPA PHALLA | 0 | 0 | 0 | 0 | 0 | 0 | 0 | 0 | 0 | 0 | 0 | 0 | 0 | 0 |
| | PS. LA FLORIDA | 0 | 0 | 0 | 0 | 0 | 0 | 0 | 0 | 0 | 0 | 0 | 0 | 0 | 0 |
| | PS. PHINAYA | 0 | 0 | 0 | 0 | 0 | 0 | 0 | 0 | 0 | 0 | 0 | 0 | 0 | 0 |
| | PS. QUEHUAR | 0 | 0 | 0 | 0 | 0 | 0 | 0 | 0 | 0 | 0 | 0 | 0 | 0 | 0 |
| | PS. SAN PABLO | 0 | 0 | 0 | 0 | 0 | 0 | 0 | 0 | 0 | 0 | 0 | 0 | 0 | 0 |
| | PS. SAN PEDRO | 0 | 0 | 0 | 0 | 0 | 0 | 0 | 0 | 0 | 0 | 0 | 0 | 0 | 0 |
| | PS. SANTA BARBARA | 0 | 0 | 0 | 0 | 0 | 0 | 0 | 0 | 0 | 0 | 0 | 0 | 0 | 0 |
| | PS. UZCUPATA | 0 | 0 | 0 | 0 | 0 | 0 | 0 | 0 | 0 | 0 | 0 | 0 | 0 | 0 |
| SICUANI - HOSPITAL | HOSPITAL ESSALUD SICUANI | 2 | 2 | 0 | 1 | 0 | 0 | 1 | 0 | 2 | 0 | 0 | 2 | 2 | 10 |
| | HOSPITAL SICUANI | 1 | 1 | 3 | 0 | 0 | 2 | 1 | 0 | 1 | 2 | 2 | 4 | 3 | 20 |
| TECHO OBRERO | CS. MARANGANI | 0 | 0 | 0 | 0 | 0 | 0 | 0 | 0 | 0 | 0 | 0 | 0 | 0 | 0 |
| | CS. TECHO OBRERO | 0 | 0 | 0 | 0 | 0 | 0 | 0 | 0 | 0 | 0 | 0 | 0 | 0 | 0 |
| | PS. CHECTUYOC | 0 | 0 | 0 | 0 | 0 | 0 | 0 | 0 | 0 | 0 | 0 | 0 | 0 | 0 |
| | PS. CONDE VILUYO | 0 | 0 | 0 | 0 | 0 | 0 | 0 | 0 | 0 | 0 | 0 | 0 | 0 | 0 |
| | PS. CUYO | 0 | 0 | 0 | 0 | 0 | 0 | 0 | 0 | 0 | 0 | 0 | 0 | 0 | 0 |
| | PS. HERCCA | 0 | 0 | 0 | 0 | 0 | 0 | 0 | 0 | 0 | 0 | 0 | 0 | 0 | 0 |
| | PS. LANGUI | 0 | 0 | 0 | 0 | 0 | 0 | 0 | 0 | 0 | 0 | 0 | 0 | 0 | 0 |
| | PS. LAYO | 0 | 0 | 0 | 0 | 0 | 0 | 0 | 0 | 0 | 0 | 0 | 0 | 0 | 0 |
| | PS. OCCOBAMBA (SICUANI) | 0 | 0 | 0 | 0 | 0 | 0 | 0 | 0 | 0 | 0 | 0 | 0 | 0 | 0 |
| | YANAOCA | CS. YANAOCA | 0 | 0 | 0 | 1 | 0 | 0 | 0 | 0 | 0 | 0 | 0 | 0 | 0 |
| P.S. CCOCHAPATA | | 0 | 0 | 0 | 0 | 0 | 0 | 0 | 0 | 0 | 0 | 0 | 0 | 0 | 0 |
| PS. HAMPATURA | | 0 | 0 | 0 | 0 | 0 | 0 | 0 | 0 | 0 | 0 | 0 | 0 | 0 | 0 |
| PS. HUINCHIRI | | 0 | 0 | 0 | 0 | 0 | 0 | 0 | 0 | 0 | 0 | 0 | 0 | 0 | 0 |
| PS. PAMPAMARCA | | 0 | 0 | 0 | 0 | 0 | 0 | 0 | 0 | 0 | 0 | 0 | 0 | 0 | 0 |
| PS. PONGONA | | 0 | 0 | 0 | 0 | 0 | 0 | 0 | 0 | 0 | 0 | 0 | 0 | 0 | 0 |
| PS. QUEHUE | | 0 | 0 | 0 | 0 | 0 | 0 | 0 | 0 | 0 | 0 | 0 | 0 | 0 | 0 |
| PS. SURIMANA | | 0 | 0 | 0 | 0 | 0 | 0 | 0 | 0 | 0 | 0 | 0 | 0 | 0 | 0 |
| PS. TOCCOCCORI | | 0 | 0 | 0 | 0 | 0 | 0 | 0 | 0 | 0 | 0 | 0 | 0 | 0 | 0 |
| PS. TUNGASUCA | | 0 | 0 | 0 | 0 | 0 | 0 | 0 | 0 | 0 | 0 | 0 | 0 | 0 | 0 |
| YAURI | CS. YAURI | 0 | 0 | 0 | 0 | 0 | 0 | 0 | 0 | 0 | 0 | 0 | 0 | 0 | 0 |
| | HOSPITAL ESPINAR | 0 | 1 | 3 | 2 | 1 | 2 | 1 | 1 | 1 | 2 | 1 | 1 | 1 | 17 |
| | HOSPITAL I ESPINAR (ESSALUD) | 0 | 2 | 0 | 0 | 0 | 0 | 0 | 0 | 0 | 0 | 0 | 0 | 0 | 2 |
| | MAX SALUD PARA TU SALUD | 0 | 0 | 0 | 0 | 0 | 0 | 0 | 0 | 0 | 0 | 0 | 0 | 0 | 0 |
| | PS. ACCOCUNCA | 0 | 0 | 0 | 0 | 0 | 0 | 0 | 0 | 0 | 0 | 0 | 0 | 0 | 0 |
| | PS. CONDOROMA | 0 | 0 | 0 | 0 | 0 | 0 | 0 | 0 | 0 | 0 | 0 | 0 | 0 | 0 |
| | PS. COPORAQUE | 0 | 0 | 0 | 0 | 0 | 0 | 0 | 0 | 0 | 0 | 0 | 0 | 0 | 0 |
| | PS. HUAYHUHUASI | 0 | 0 | 0 | 0 | 0 | 0 | 0 | 0 | 0 | 0 | 0 | 0 | 0 | 0 |
| | PS. OCCORURO | 0 | 0 | 0 | 0 | 0 | 0 | 0 | 0 | 0 | 0 | 0 | 0 | 0 | 0 |
| | PS. PALLPATA | 0 | 0 | 0 | 0 | 0 | 0 | 0 | 0 | 0 | 0 | 0 | 0 | 0 | 0 |
| | PS. PICHIGUA | 0 | 0 | 0 | 0 | 0 | 0 | 0 | 0 | 0 | 0 | 0 | 0 | 0 | 0 |
| | PS. SAN MIGUEL | 0 | 0 | 0 | 0 | 0 | 0 | 0 | 0 | 0 | 0 | 0 | 0 | 0 | 0 |
| | PS. SUYCKUTAMBO | 0 | 0 | 0 | 0 | 0 | 0 | 0 | 0 | 0 | 0 | 0 | 0 | 0 | 0 |
| | PS. TINTAYA MARQUIRI | 0 | 0 | 0 | 0 | 0 | 0 | 0 | 0 | 0 | 0 | 0 | 0 | 0 | 0 |
| PS. URINSAYA | 0 | 0 | 0 | 0 | 0 | 0 | 0 | 0 | 0 | 0 | 0 | 0 | 0 | 0 | |
| TOTAL | | 3 | 6 | 6 | 4 | 1 | 5 | 3 | 3 | 2 | 7 | 4 | 5 | 6 | 55 |

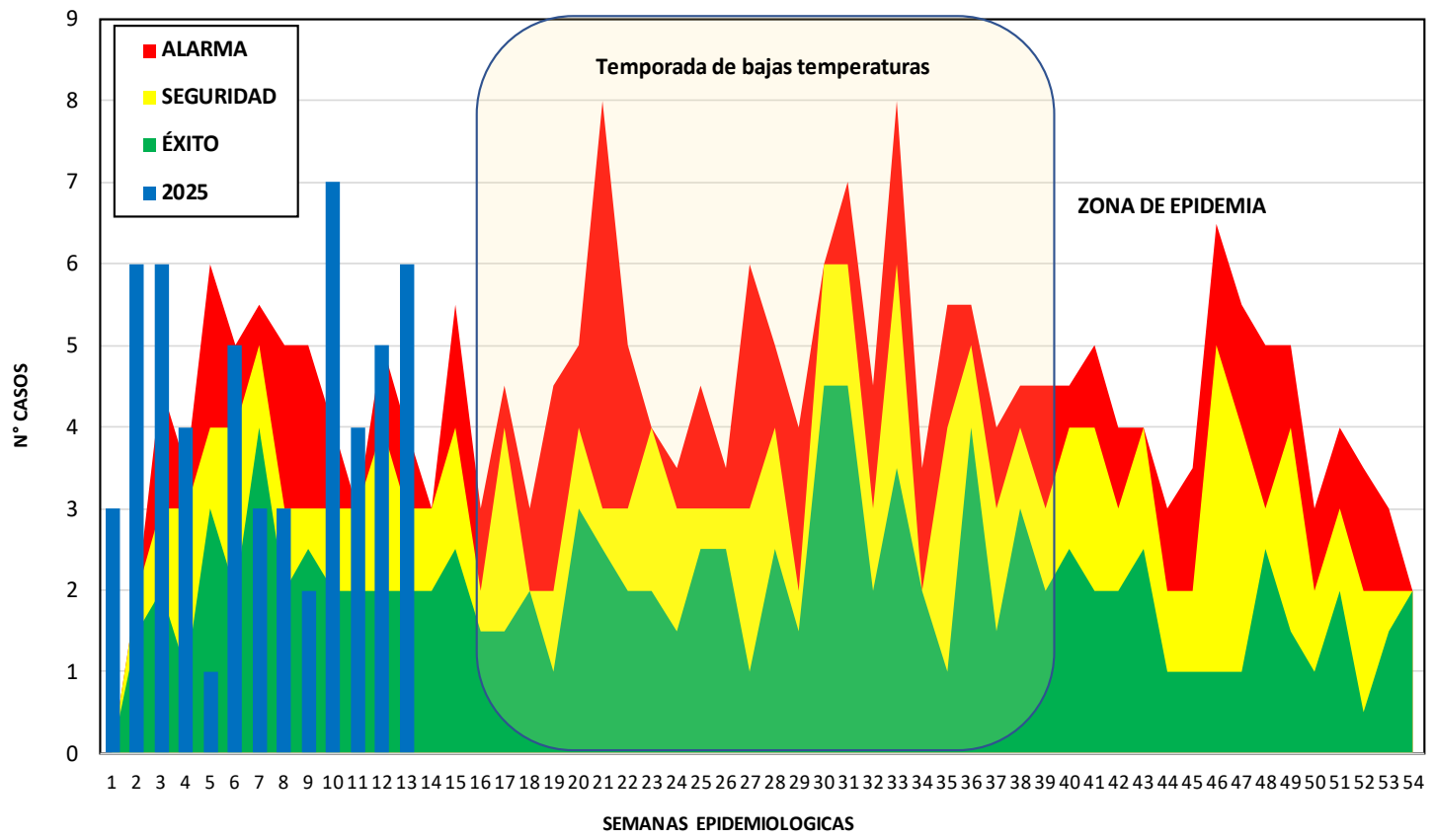
Fuente: Sistema de vigilancia epidemiológica SCCE

INCIDENCIA ACUMULADA DE NEUMONIAS EN PAMS RED DE SALUD CANAS CANCHIS ESPINAR, 2021- 2025 (HASTA LA S.E. N° 13)



Fuente: Sistema de vigilancia epidemiológica SCCE

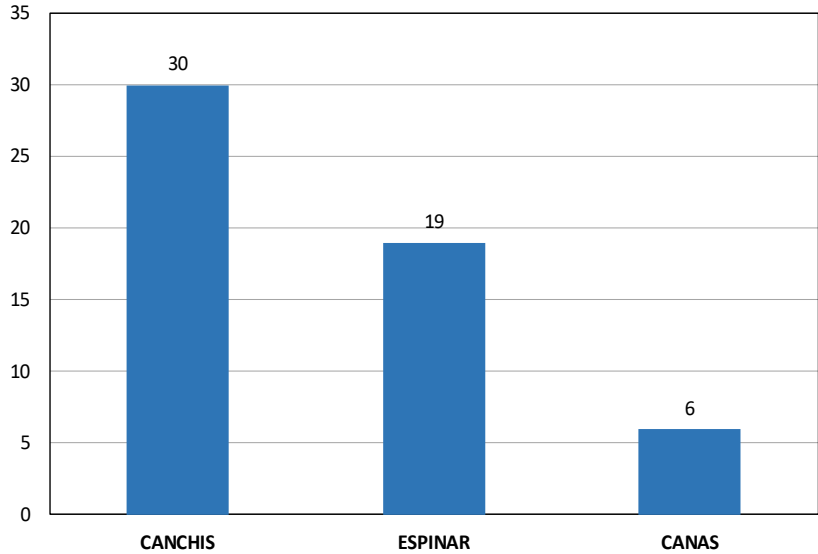
CANAL ENDEMICICO DE NEUMONIAS EN PAMS RED DE SALUD CANAS CANCHIS ESPINAR 2025 (HASTA LA S.E. N° 13)



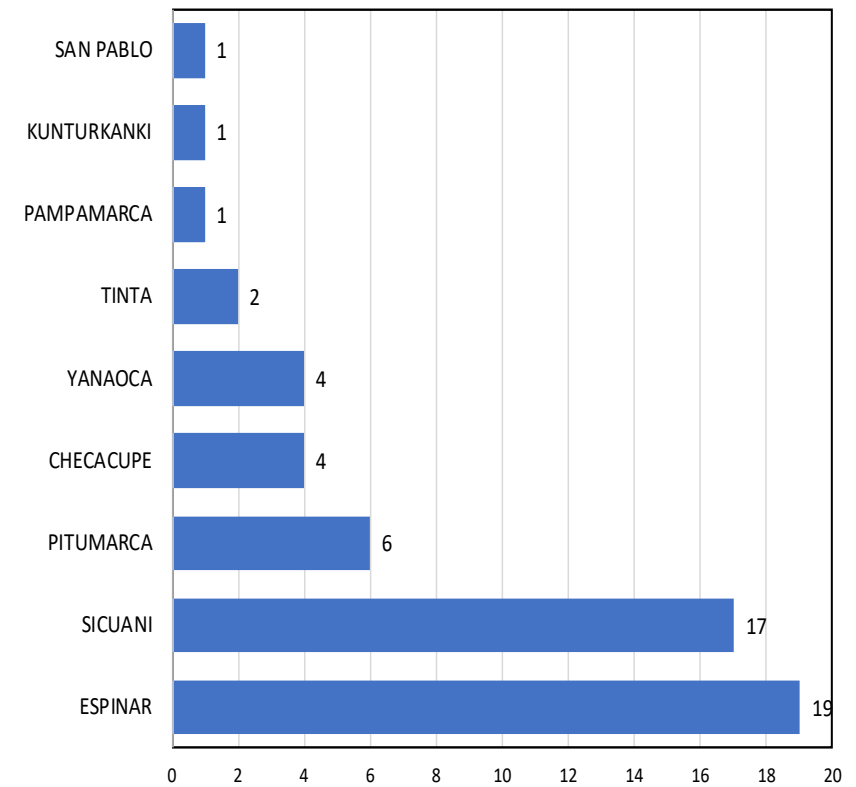
Fuente: Sistema de vigilancia epidemiológica SCCE

EPISODIO DE NEUMONIAS EN PAMS POR PROVINCIAS Y DISTRITOS RED DE SALUD CANAS CANCHIS ESPINAR 2025 (HASTA LA S.E. N° 13)

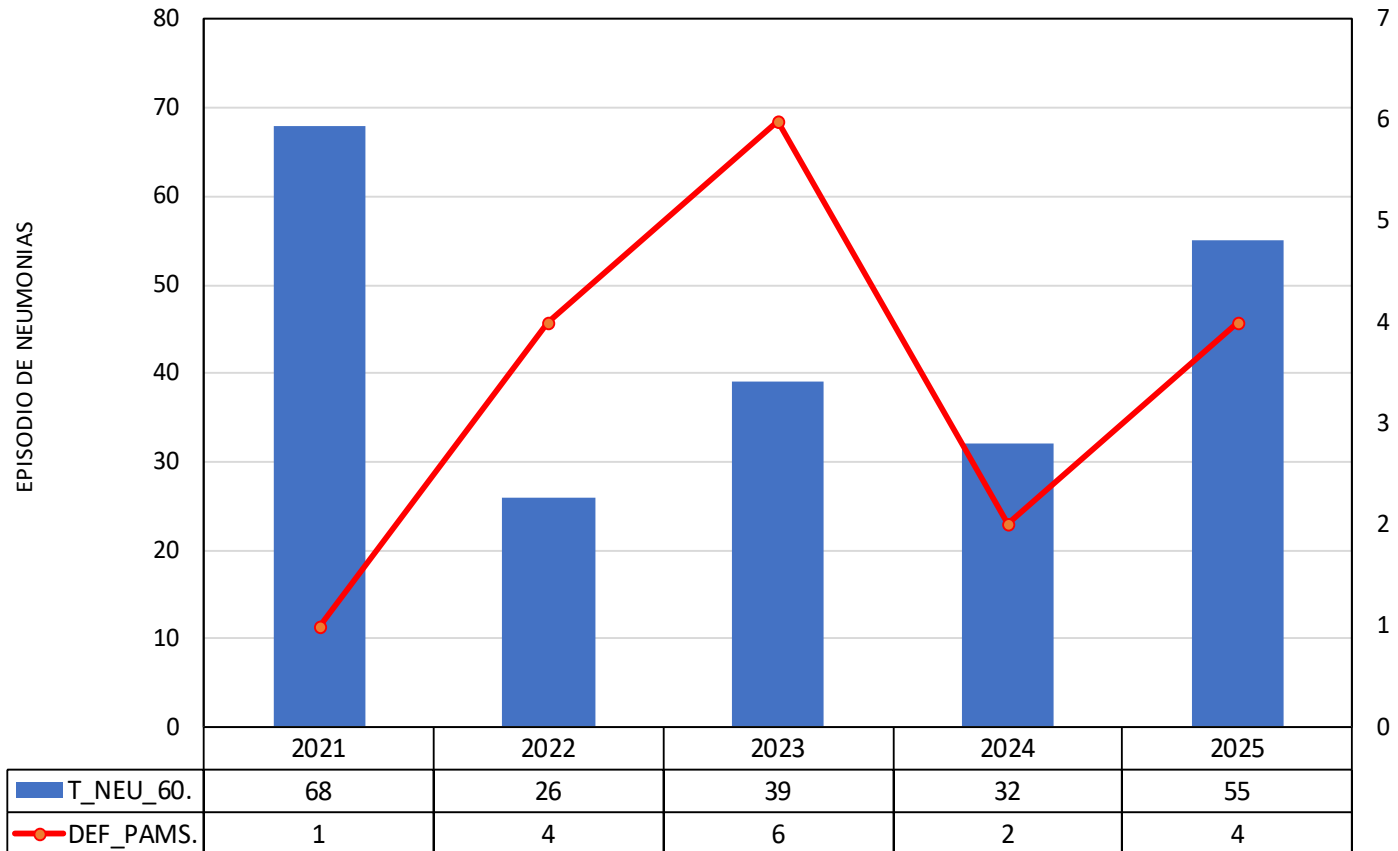
Neumonias PAMS por Provincias



Neumonias PAMS por Distritos



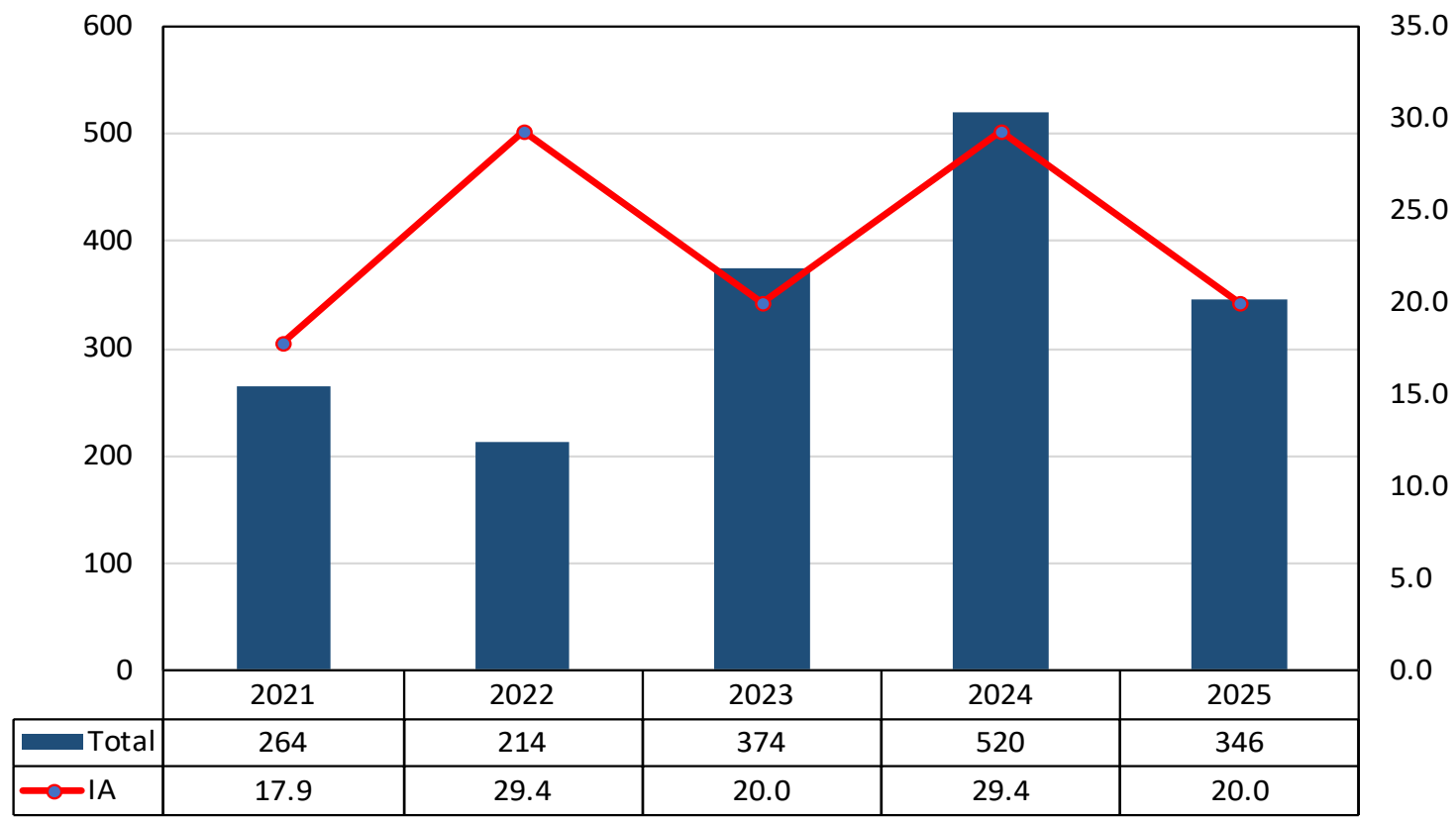
EPISODIO DE NEUMONIAS Y DEFUNCIONES EN PAMS RED DE SALUD CANAS CANCHIS ESPINAR, 2021-2025 (HASTA LA S.E. N° 13)



ENFERMEDADES DIARRÉICAS AGUDAS (EDAS)

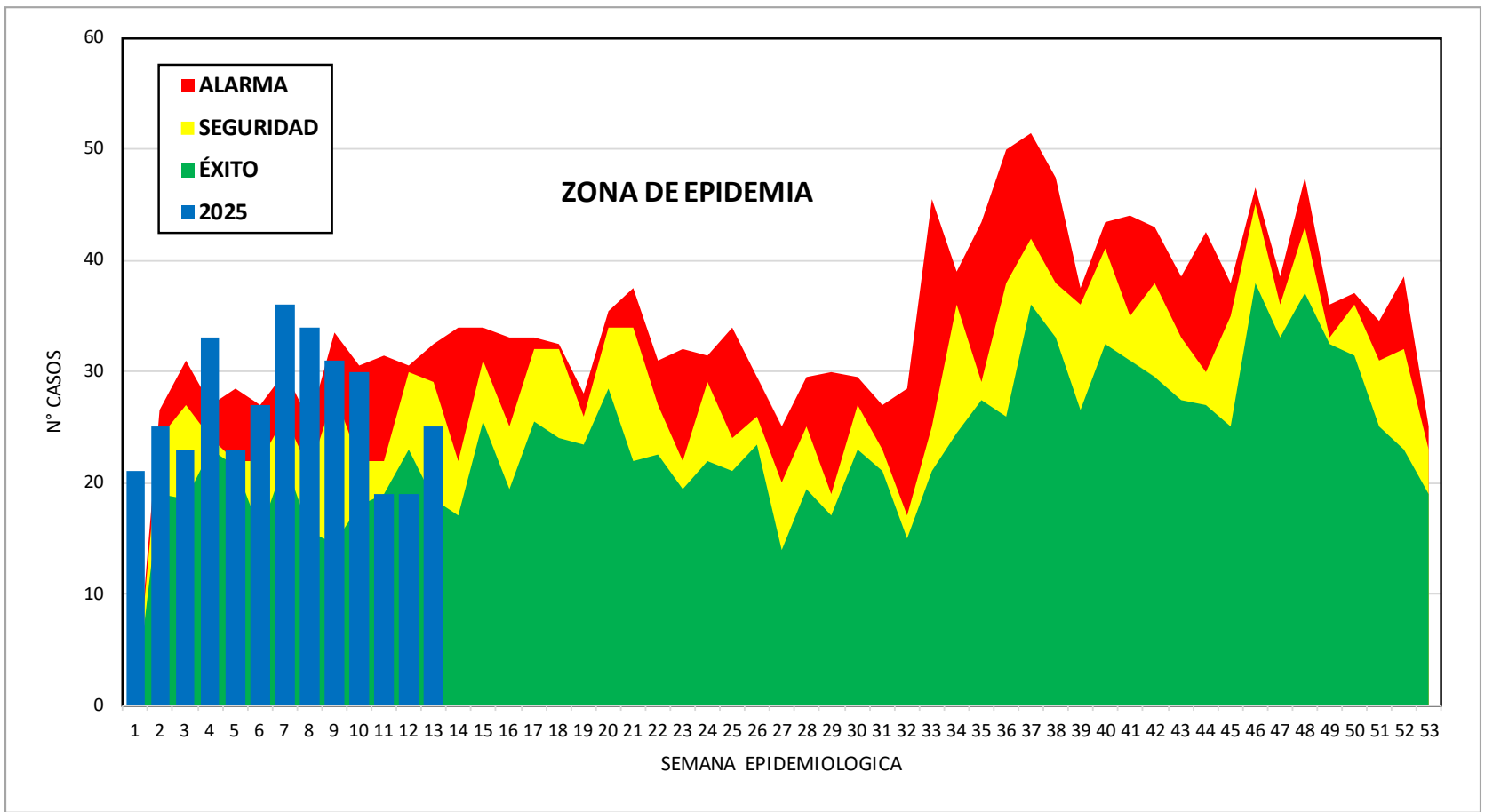


INCIDENCIA ACUMULADA DE EPISODIOS DE EDAS EN MENORES DE 5 AÑOS RED DE SALUD CANAS CANCHIS ESPINAR 2021-2025 (HASTA LA S.E. N° 13)



Fuente: Sistema de vigilancia epidemiológica SCCE

CANAL ENDEMICO DE EDAS EN MENORES DE 5 AÑOS RED DE SALUD CANAS CANCHIS ESPINAR 2025 (HASTA LA S.E. N° 13)

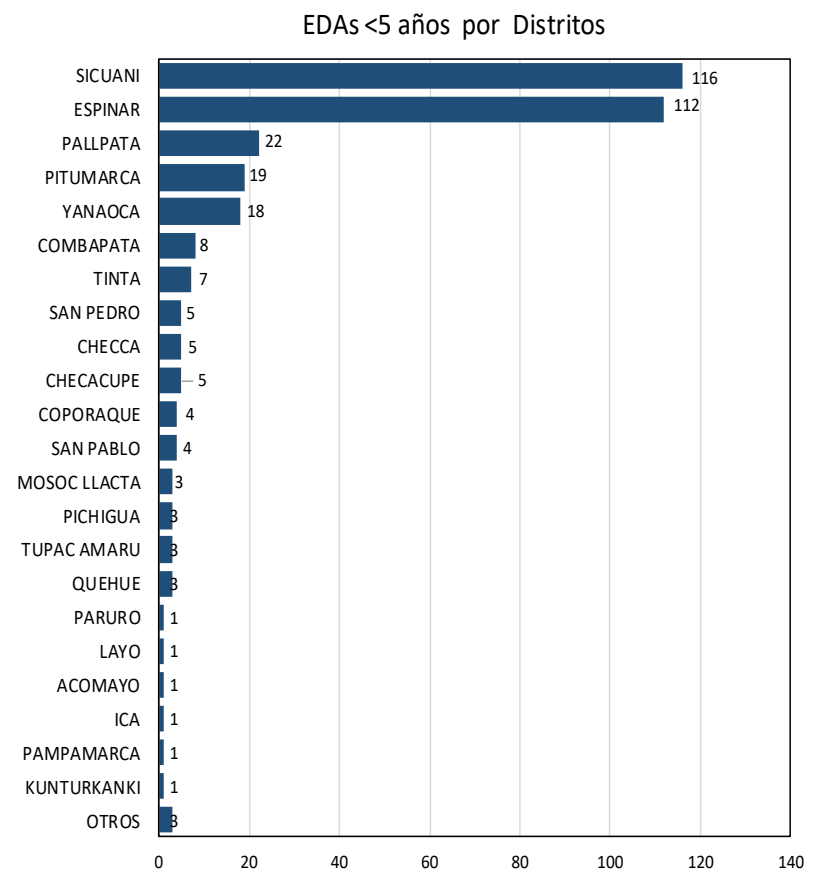
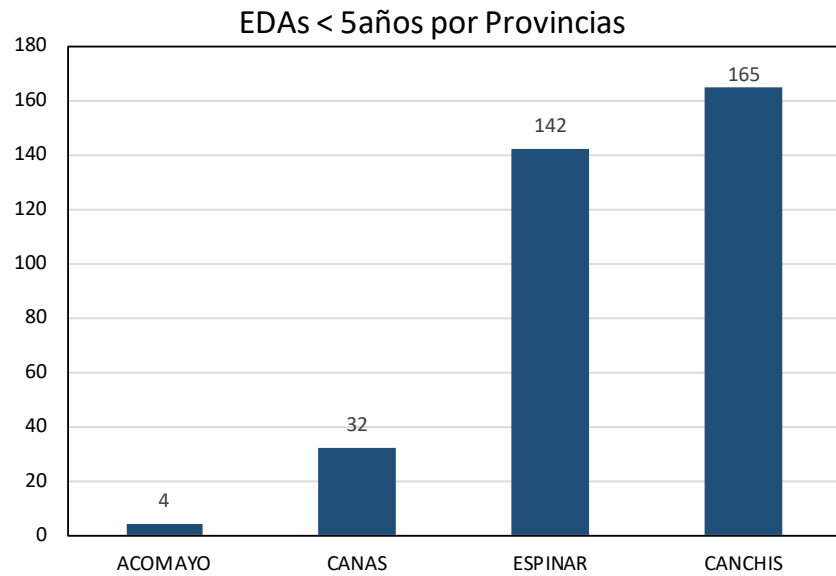


Fuente: Sistema de vigilancia epidemiológica SCCE

SITUACION EPIDEMIOLOGICA DE EDAS EN MENORES DE 5 AÑOS RED DE SALUD CANAS CANCHIS ESPINAR (HASTA LA S.E. N° 13)

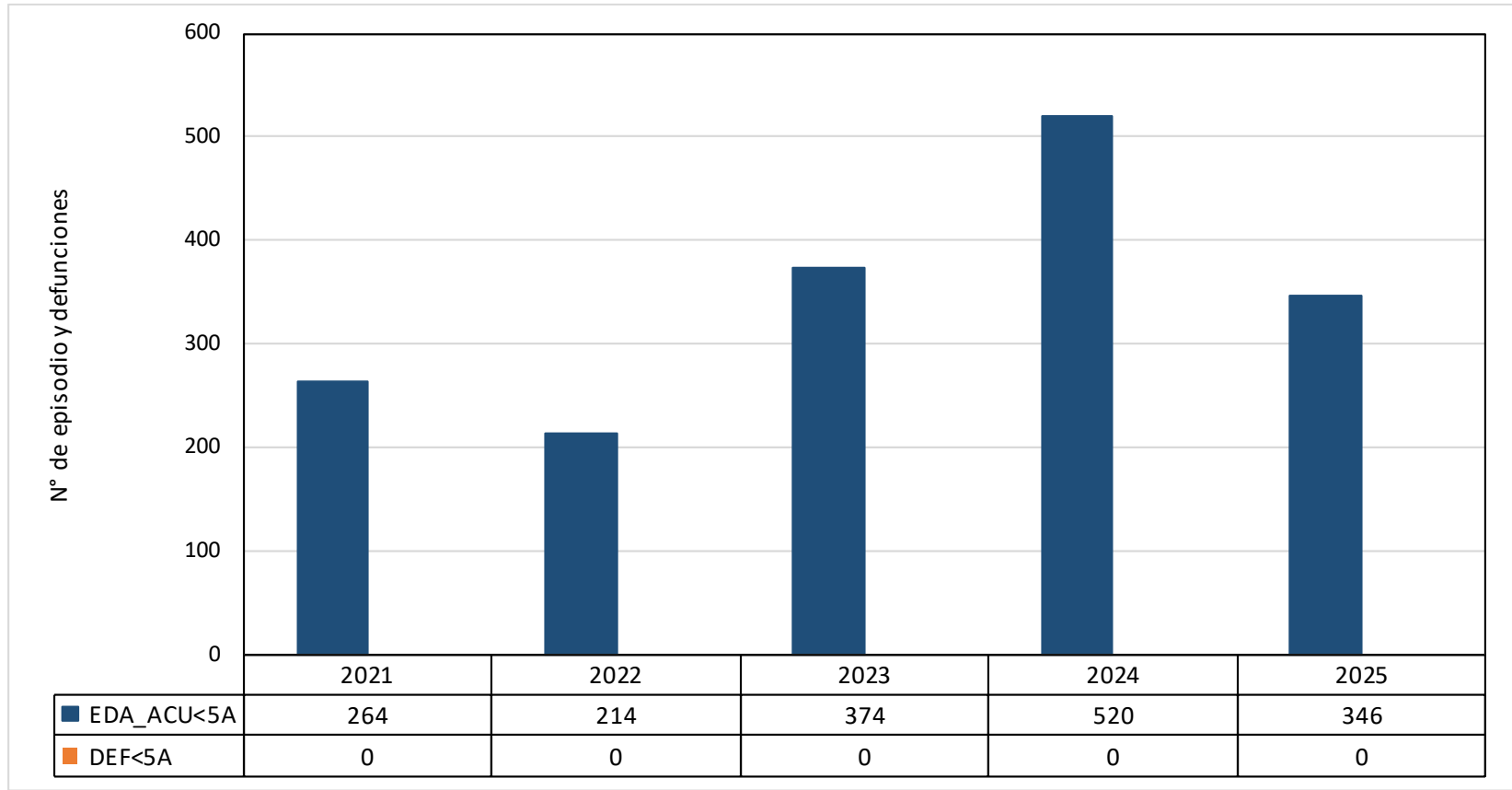
| MICROREDES | ESTABLECIMIENTO | 1 | 2 | 3 | 4 | 5 | 6 | 7 | 8 | 9 | 10 | 11 | 12 | 13 | TOTAL | |
|-------------------------|--------------------------|------------------------------|-----------|-----------|-----------|-----------|-----------|-----------|-----------|-----------|-----------|-----------|-----------|-----------|------------|----|
| COMBAPATA | CS. COMBAPATA | 0 | 1 | 1 | 2 | 1 | 0 | 1 | 0 | 0 | 1 | 0 | 0 | 0 | 7 | |
| | CS. TINTA | 0 | 0 | 0 | 3 | 0 | 0 | 0 | 0 | 0 | 1 | 0 | 0 | 1 | 5 | |
| | PS. CHECACUPE | 0 | 1 | 1 | 1 | 0 | 1 | 0 | 0 | 0 | 1 | 0 | 0 | 0 | 5 | |
| | PS. CHIARA | 0 | 1 | 0 | 0 | 0 | 0 | 0 | 0 | 0 | 0 | 0 | 0 | 0 | 1 | |
| | PS. MOSOCLACTA | 0 | 0 | 0 | 0 | 0 | 1 | 1 | 0 | 0 | 1 | 0 | 0 | 0 | 3 | |
| DESCANSO | PS. PITUMARCA | 4 | 1 | 2 | 2 | 4 | 1 | 2 | 1 | 0 | 0 | 1 | 3 | 0 | 21 | |
| | CS. ELDESCANSO | 0 | 0 | 0 | 0 | 0 | 0 | 0 | 0 | 0 | 1 | 0 | 0 | 0 | 1 | |
| | PS. CHECCA | 0 | 0 | 0 | 1 | 1 | 0 | 0 | 0 | 1 | 0 | 0 | 0 | 2 | 5 | |
| PAMPA PHALLA | PS. CHITIBAMBA | 0 | 0 | 0 | 0 | 0 | 0 | 0 | 0 | 0 | 0 | 0 | 0 | 0 | 0 | |
| | CS. PAMPA PHALLA | 0 | 2 | 1 | 2 | 1 | 0 | 1 | 1 | 0 | 2 | 0 | 1 | 2 | 13 | |
| | PS. LA FLORIDA | 0 | 0 | 0 | 0 | 0 | 0 | 0 | 0 | 0 | 0 | 0 | 0 | 0 | 0 | |
| | PS. SAN PABLO | 0 | 0 | 0 | 0 | 0 | 0 | 0 | 0 | 0 | 0 | 0 | 0 | 0 | 0 | |
| | PS. SAN PEDRO | 0 | 0 | 1 | 0 | 1 | 0 | 0 | 0 | 0 | 1 | 1 | 0 | 1 | 5 | |
| SICUANI - HOSPITAL | PS. SANTA BARBARA | 0 | 0 | 0 | 0 | 0 | 1 | 0 | 1 | 0 | 1 | 0 | 1 | 0 | 4 | |
| | PS. UZCUPATA | 0 | 0 | 0 | 0 | 0 | 0 | 0 | 0 | 0 | 0 | 0 | 0 | 0 | 0 | |
| | HOSPITAL ESSALUD SICUANI | 3 | 4 | 2 | 2 | 1 | 5 | 10 | 10 | 3 | 5 | 3 | 0 | 1 | 49 | |
| TECHO OBRERO | HOSPITAL SICUANI | 3 | 4 | 2 | 3 | 3 | 4 | 7 | 3 | 8 | 4 | 1 | 0 | 3 | 45 | |
| | CS. TECHO OBRERO | 0 | 2 | 0 | 1 | 1 | 0 | 2 | 3 | 1 | 1 | 0 | 2 | 0 | 13 | |
| | PS. CHECTUYOC | 0 | 1 | 0 | 0 | 0 | 0 | 0 | 0 | 0 | 0 | 0 | 0 | 0 | 1 | |
| | PS. LAYO | 0 | 1 | 0 | 0 | 0 | 0 | 0 | 0 | 0 | 0 | 0 | 0 | 0 | 1 | |
| | PS. OCCOBAMBA (SICUANI) | 0 | 0 | 0 | 0 | 0 | 0 | 0 | 0 | 0 | 0 | 0 | 0 | 0 | 0 | |
| YANAOCA | CS. YANAOCA | 0 | 2 | 0 | 2 | 1 | 1 | 0 | 1 | 2 | 1 | 0 | 4 | 3 | 17 | |
| | P.S. CCOCHAPATA | 0 | 0 | 0 | 0 | 0 | 0 | 0 | 0 | 0 | 0 | 1 | 0 | 0 | 1 | |
| | PS. HAMPATURA | 0 | 0 | 0 | 0 | 1 | 0 | 0 | 0 | 0 | 0 | 0 | 0 | 0 | 1 | |
| | PS. HUINCHIRI | 0 | 0 | 1 | 0 | 0 | 0 | 0 | 1 | 0 | 0 | 0 | 0 | 0 | 2 | |
| | PS. PAMPAMARCA | 0 | 0 | 1 | 0 | 0 | 0 | 0 | 0 | 0 | 0 | 0 | 0 | 0 | 1 | |
| | PS. PONGONA | 0 | 0 | 0 | 0 | 0 | 0 | 0 | 0 | 0 | 0 | 0 | 0 | 0 | 0 | |
| | PS. QUEHUE | 0 | 0 | 0 | 0 | 0 | 0 | 0 | 0 | 0 | 0 | 1 | 0 | 0 | 1 | |
| | PS. SURIMANA | 1 | 0 | 0 | 0 | 0 | 0 | 0 | 0 | 0 | 0 | 0 | 0 | 0 | 1 | |
| | PS. TOCCOCCORI | 0 | 0 | 0 | 0 | 0 | 0 | 0 | 0 | 0 | 0 | 0 | 0 | 0 | 0 | |
| | PS. TUNGASUCA | 1 | 0 | 0 | 0 | 0 | 0 | 0 | 0 | 0 | 0 | 0 | 0 | 0 | 1 | |
| | YAURI | CS. YAURI | 1 | 0 | 2 | 2 | 2 | 5 | 0 | 2 | 7 | 2 | 2 | 4 | 4 | 33 |
| | | HOSPITAL ESPINAR | 1 | 3 | 1 | 0 | 1 | 2 | 1 | 1 | 4 | 5 | 1 | 0 | 2 | 22 |
| | | HOSPITAL I ESPINAR (ESSALUD) | 4 | 1 | 5 | 8 | 5 | 4 | 5 | 5 | 5 | 3 | 7 | 0 | 3 | 55 |
| MAX SALUD PARA TU SALUD | | 0 | 0 | 1 | 0 | 0 | 0 | 0 | 0 | 0 | 0 | 0 | 0 | 0 | 1 | |
| PS. COPORAQUE | | 0 | 0 | 0 | 0 | 0 | 0 | 0 | 1 | 0 | 0 | 1 | 1 | 1 | 4 | |
| PS. PALLPATA | | 3 | 0 | 0 | 3 | 0 | 2 | 6 | 3 | 0 | 0 | 0 | 3 | 2 | 22 | |
| PS. PICHIGUA | | 0 | 0 | 2 | 1 | 0 | 0 | 0 | 0 | 0 | 0 | 0 | 0 | 0 | 3 | |
| PS. TINTAYA MARQUIRI | | 0 | 1 | 0 | 0 | 0 | 0 | 0 | 0 | 0 | 0 | 0 | 0 | 0 | 1 | |
| PS. SAN MIGUEL | | 0 | 0 | 0 | 0 | 0 | 0 | 0 | 0 | 0 | 0 | 0 | 0 | 0 | 0 | |
| PS. SUYCKUTAMBO | 0 | 0 | 0 | 0 | 0 | 0 | 0 | 1 | 0 | 0 | 0 | 0 | 0 | 1 | | |
| TOTAL | | 21 | 25 | 23 | 33 | 23 | 27 | 36 | 34 | 31 | 30 | 19 | 19 | 25 | 346 | |

EPISODIO DE EDAS EN MENORES DE 5 AÑOS POR PROVINCIAS Y DISTRITOS RED DE SALUD CANAS CANCHIS ESPINAR 2025 (HASTA LA S.E. N° 13)



Fuente: Sistema de vigilancia epidemiológica SCCE

DEFUNCIONES POR EDAS EN MENORES DE 5 AÑOS RED DE SALUD CANAS CANCHIS ESPINAR 2021-2025 (HASTA LA S.E. N° 13)



PERINATALES

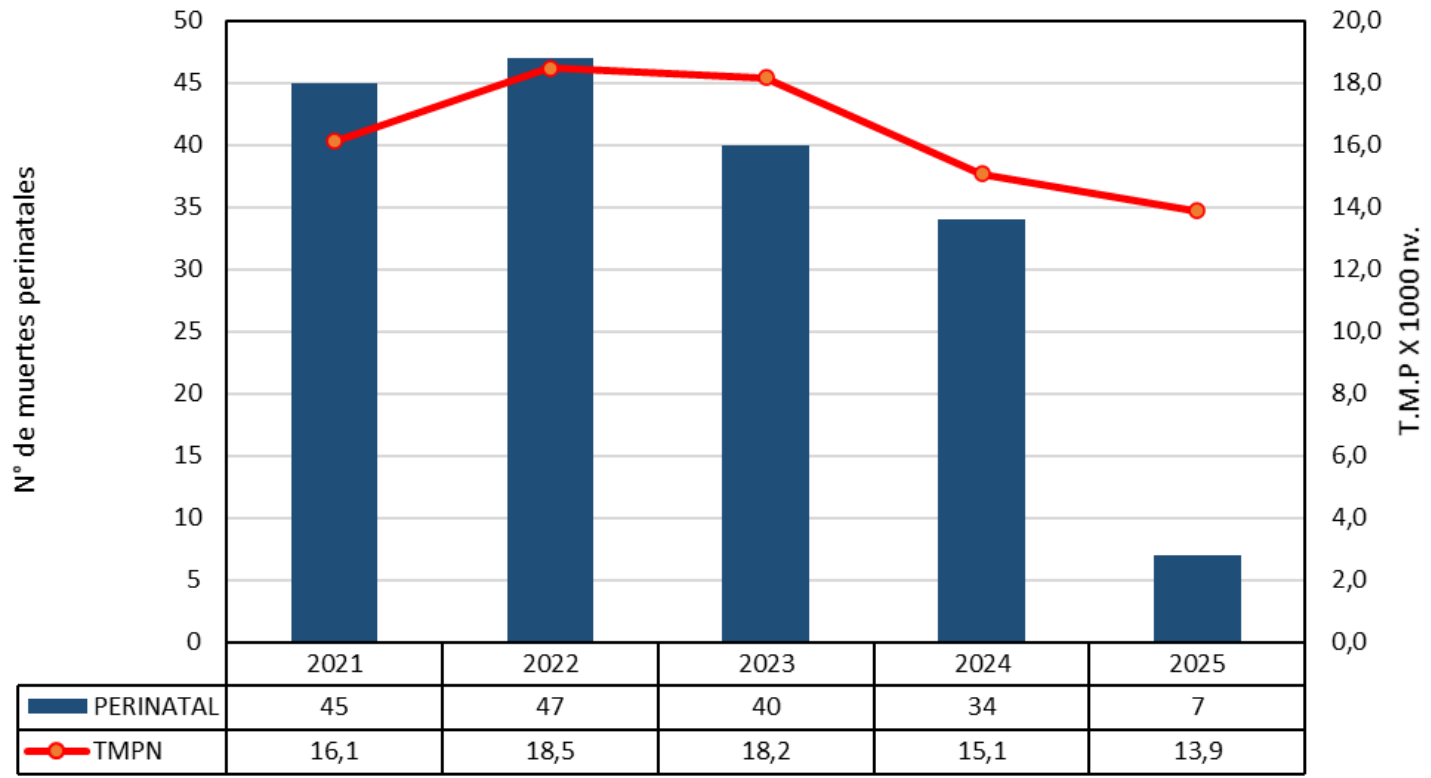
RED DE SALUD CANAS CANCHIS ESPINAR



NUMERO DE MUERTES PERINATALES SEGÚN PESO Y EDAD RED DE SALUD CANAS CANCHIS ESPINAR 2025 (HASTA LA S.E. N° 20)

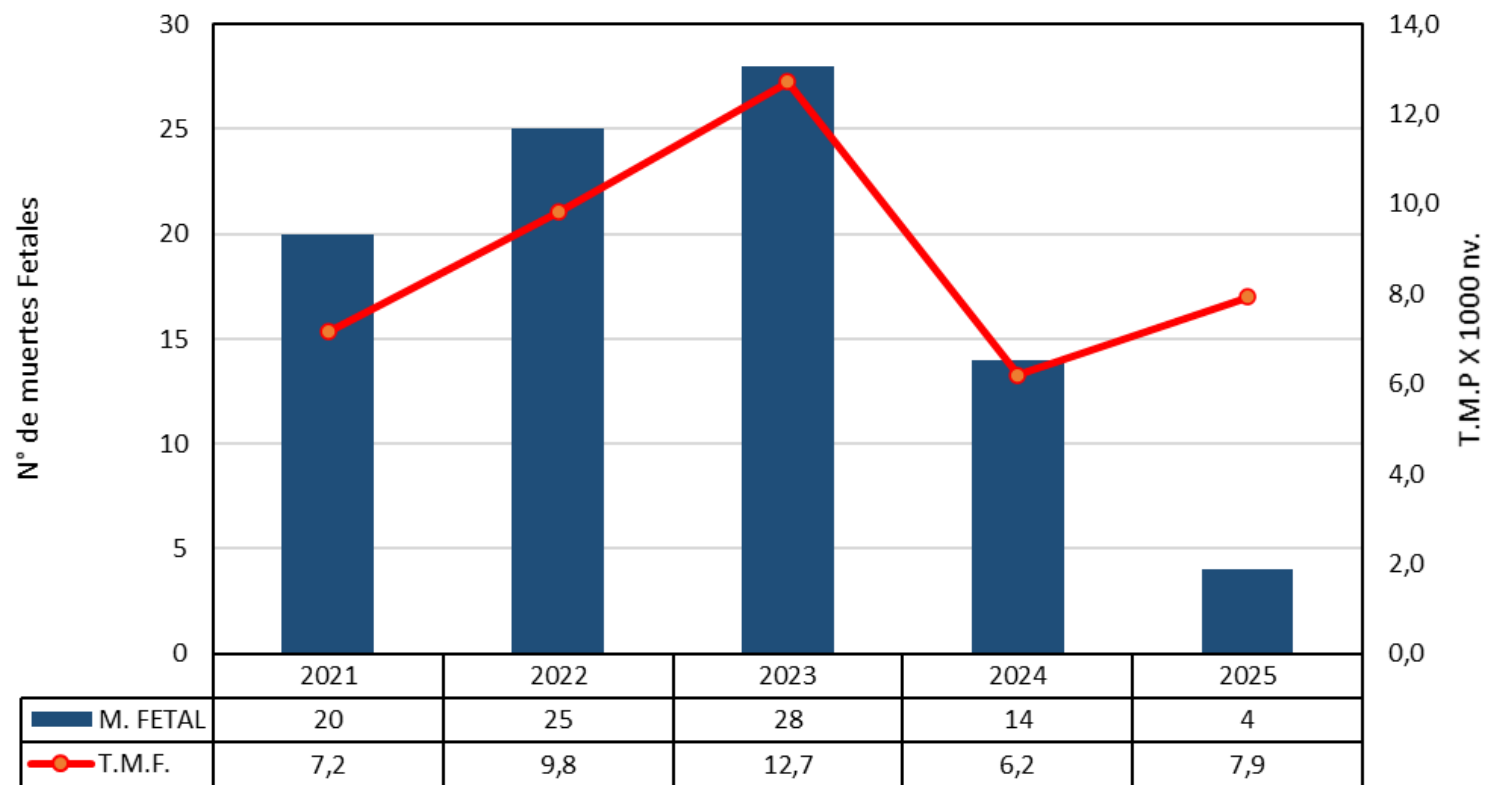
| PESO | OBITO FETAL | | TIEMPO DE VIDA RN | | | TOTAL |
|--------------------|-------------|------------|-------------------|----------|-----------|-------|
| | ANTEPARTO | INTRAPARTO | <24HORAS | 1-7 DIAS | 8-28 DIAS | |
| MBPN (500-1499) | 0 | 0 | 1 | 2 | 0 | 3 |
| | 0,0 | 0,0 | 0,0 | 0,0 | 0,0 | 42,9 |
| BPN (1500-2499) | 1 | 0 | 0 | 0 | 0 | 1 |
| | 0,0 | 0,0 | 0,0 | 0,0 | 0,0 | 14,3 |
| PN (>2500) | 2 | 1 | 0 | 0 | 0 | 3 |
| | 0,0 | 0,0 | 0,0 | 0,0 | 0,0 | 42,9 |
| TOTAL | 3 | 1 | 1 | 2 | 0 | 7 |
| | 42,9 | 14,3 | 14,3 | 28,6 | 0,0 | 100,0 |

TASA DE MORTALIDAD PERINATAL Y NUMERO DE MUERTES PERINATALES RED DE SALUD CANAS CANCHIS ESPINAR 2021-2025*



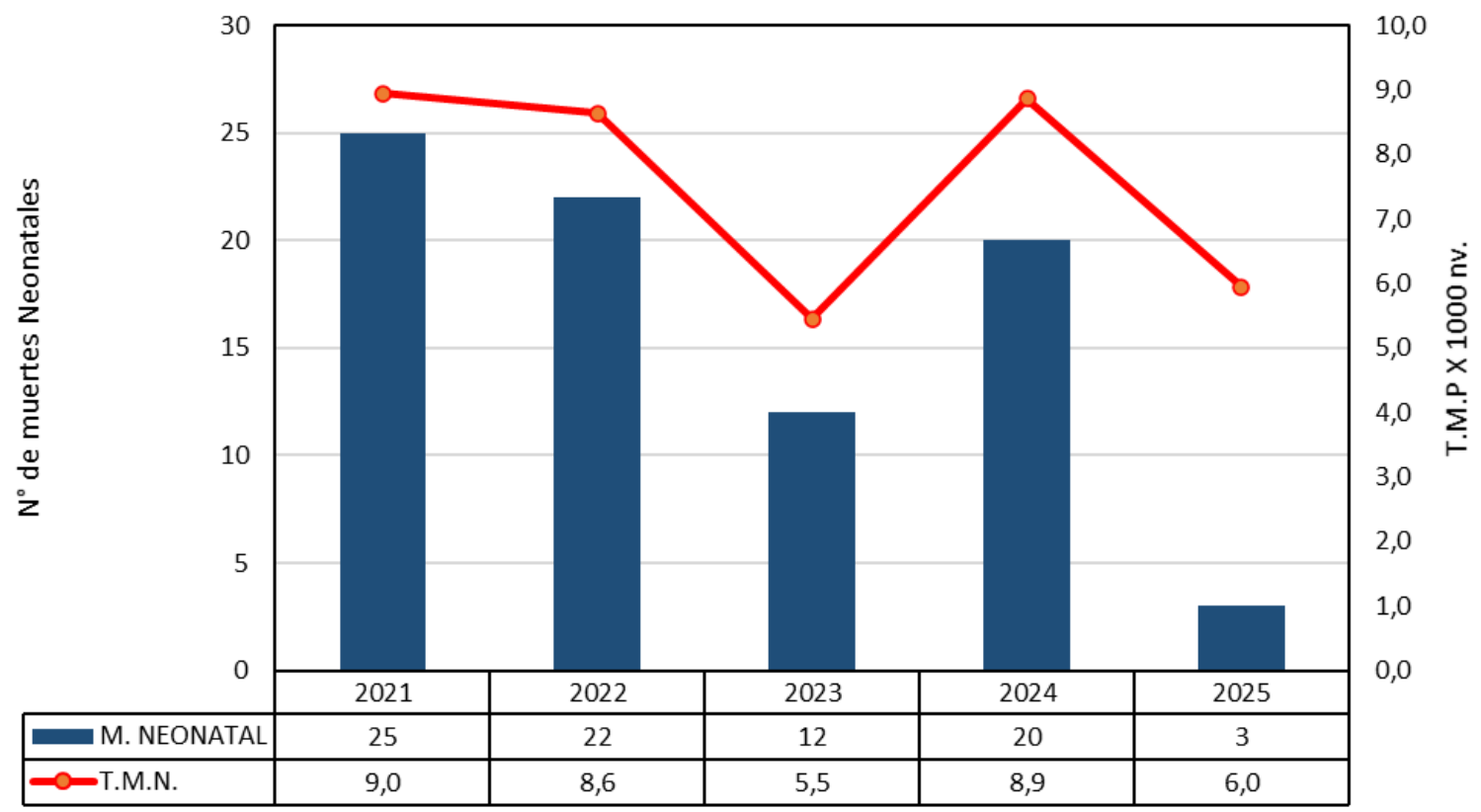
Fuente: Sistema de vigilancia epidemiológica SCCE

TASA DE MORTALIDAD PERINATAL Y NUMERO DE MUERTES FETALES RED DE SALUD CANAS CANCHIS ESPINAR 2021-2025*



Fuente: Sistema de vigilancia epidemiológica SCCE

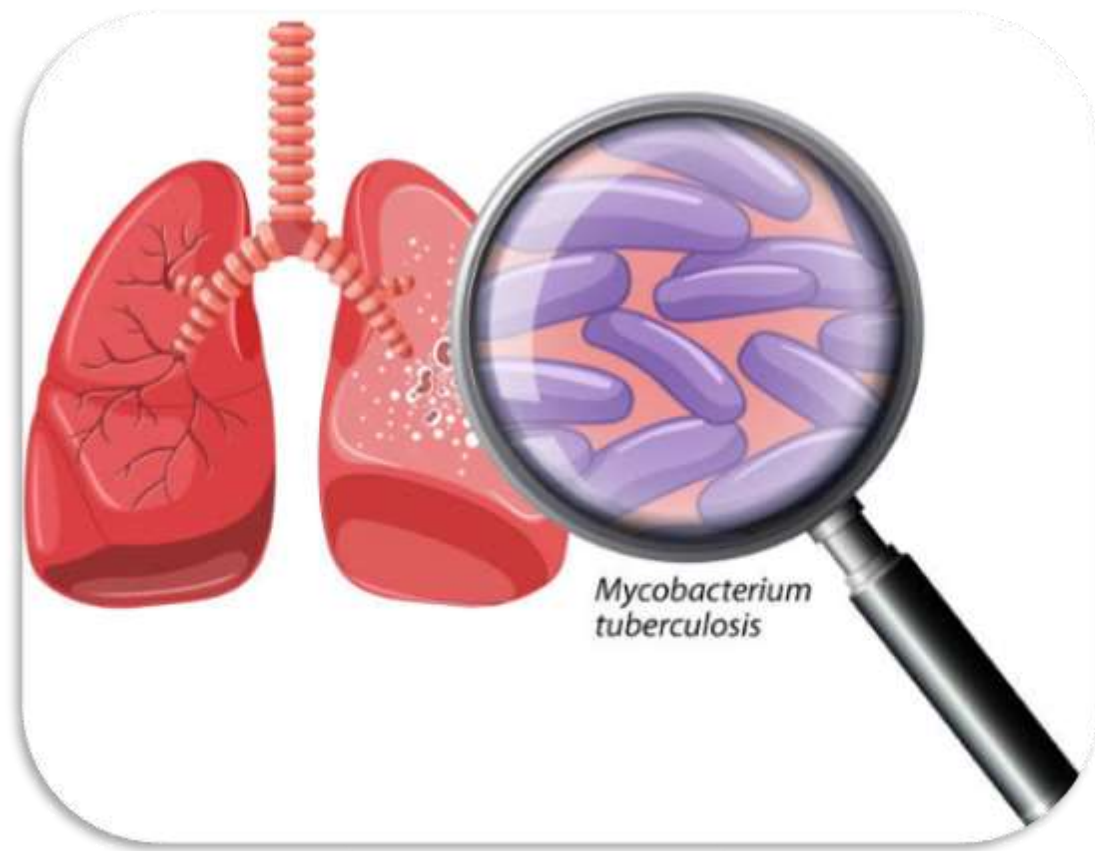
TASA DE MORTALIDAD PERINATAL Y NUMERO DE MUERTES NEONATALES RED DE SALUD CANAS CANCHIS ESPINAR 2021-2025*



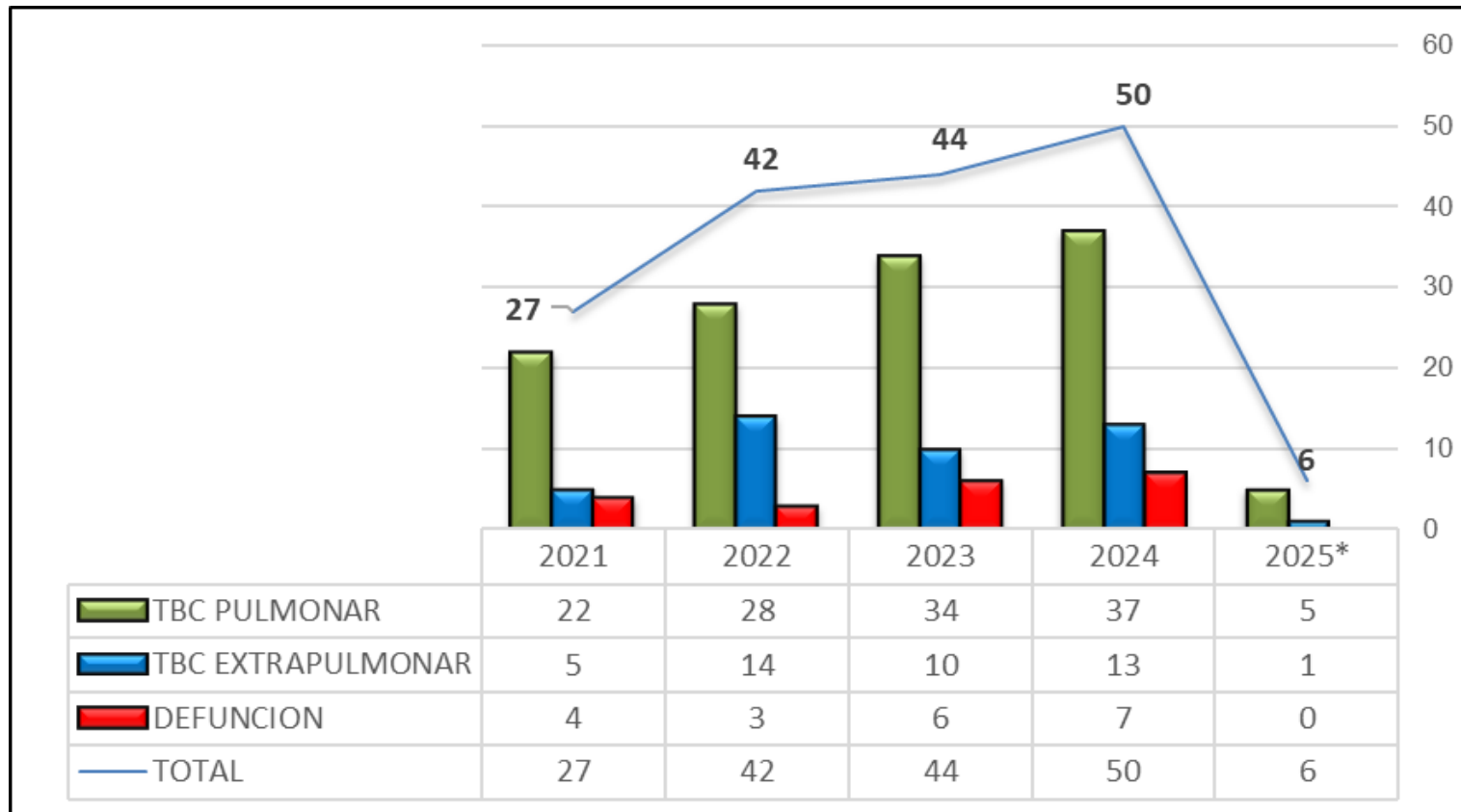
Fuente: Sistema de vigilancia epidemiológica SCCE

CASOS DE TBC

RED DE SALUD CANAS CANCHIS ESPINAR



CASOS DE TBC NOTIFICADOS POR RED DE SALUD CANAS CANCHIS ESPINAR 2021-2025*



*Actualización hasta la S.E N.º 13-2025

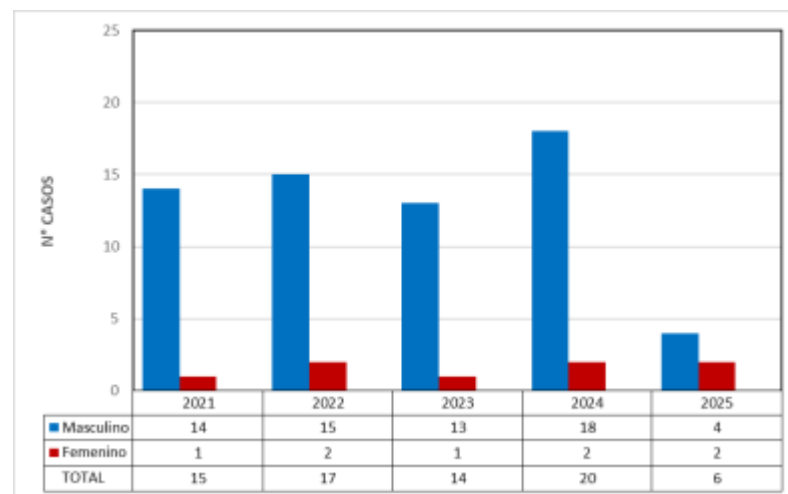
VIH

RED DE SALUD CANAS CANCHIS ESPINAR



CASOS DE VIH NOTIFICADOS POR LAS DIFERENTES IPRESS SEGUN SEXO RED DE SALUD CANAS CANCHIS ESPINAR 2021-2025*

| ESTABLECIMIENT | distrito | 2021 | 2022 | 2023 | 2024 | 2025 | TOTAL |
|--------------------------|------------------|-----------|-----------|-----------|-----------|----------|-----------|
| CS. EL DESCANSO | KUNTURKANKI | | | 1 | | | 1 |
| CS. PAMPA PHALLA | MARANGANI | | | | | 1 | 1 |
| | PALLPATA | | | | 1 | | 1 |
| | SICUANI | | | | 3 | 1 | 4 |
| CS. TINTA | INAMBARI | | | | | 1 | 1 |
| HOSPITAL ADOLFO BELLIZZI | ESPINAR | 1 | 1 | | | | 2 |
| | MARANGANI | | 2 | 1 | | | 3 |
| | SICUANI | 1 | 1 | 1 | 1 | | 4 |
| | TINTA | | | 1 | | | 1 |
| HOSPITAL ANTONIO RAMOS | CHECACUPE | 1 | | | | | 1 |
| | SICUANI | | | 1 | | | 1 |
| HOSPITAL ESPINAR | CONDOROMA | | | | 1 | | 1 |
| | ESPINAR | | | | 1 | 1 | 2 |
| HOSPITAL REGIONAL | CHECACUPE | | | | 3 | | 3 |
| | CHECCA | | 1 | | | | 1 |
| | COMBAPATA | 1 | 1 | 1 | | | 3 |
| | ESPINAR | 1 | | 1 | | | 2 |
| | KUNTURKANKI | 2 | | | | | 2 |
| | LANGUI | 1 | | | | | 1 |
| | MARANGANI | | 1 | | 1 | | 2 |
| | PITUMARCA | | 1 | | | | 1 |
| | SAN PABLO | 1 | | | | | 1 |
| | SICUANI | 4 | 7 | 3 | 4 | | 18 |
| | TINTA | | | 1 | 2 | | 3 |
| | YANAOCA | 1 | 1 | | | | 2 |
| | LAYO | | | | | 1 | 1 |
| | HOSPITAL SICUANI | PARIÑAS | | | | 1 | |
| SICUANI | | 1 | 1 | 3 | | | 5 |
| PS. CHECTUYOC | MARANGANI | | | | 1 | | 1 |
| PS. OCCOBAMBA | MARANGANI | | | | 1 | | 1 |
| CS. COMBAPATA | COMBAPATA | | | | | 1 | 1 |
| TOTAL | | 15 | 17 | 14 | 20 | 6 | 72 |



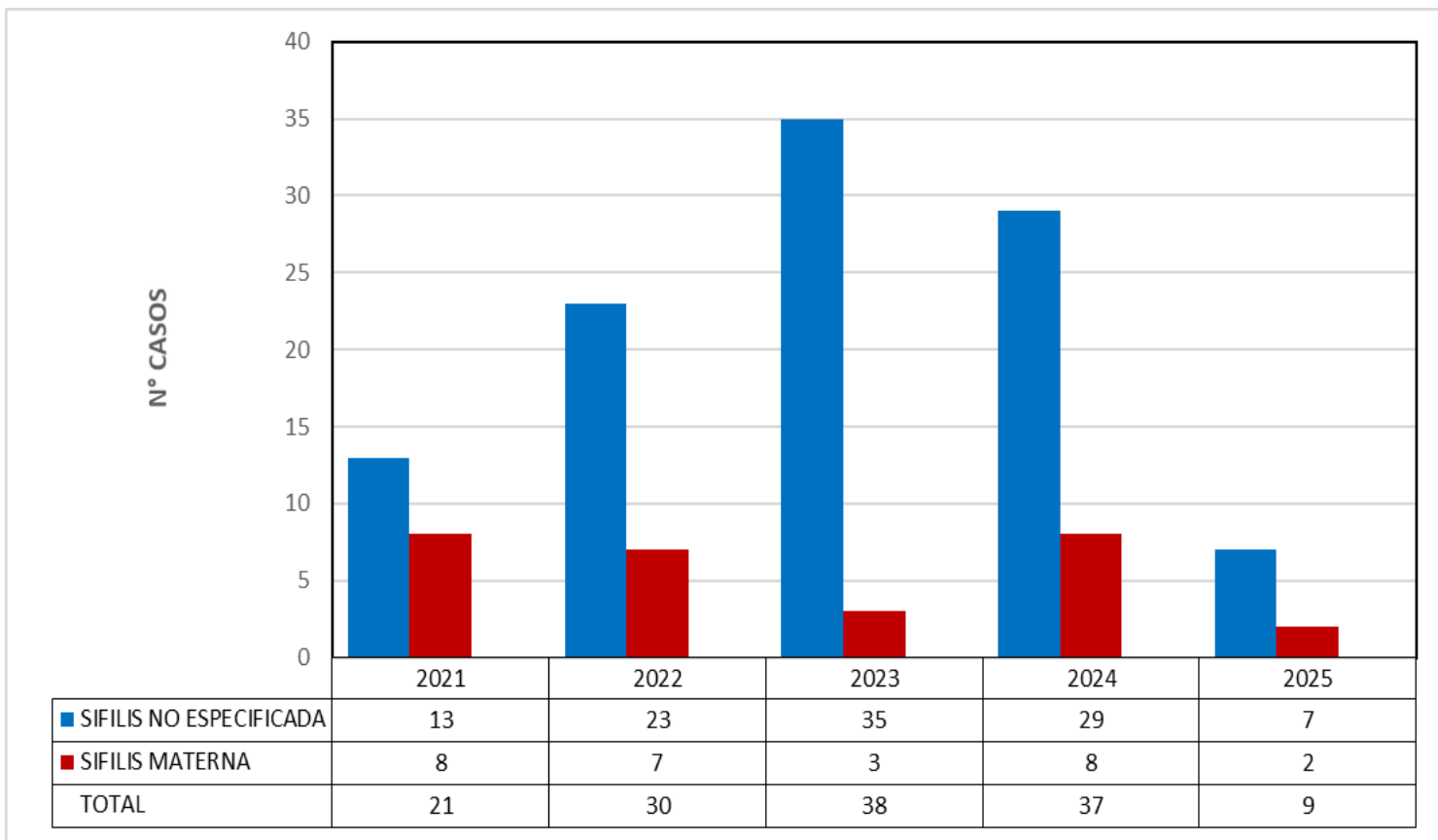
*Actualización hasta la S.E N.º 13-2025

SIFILIS

RED DE SALUD CANAS CANCHIS ESPINAR



CASOS DE SIFILIS MATERNA Y NO ESPECIFICADA RED DE SALUD CANAS CANCHIS ESPINAR 2021-2025*



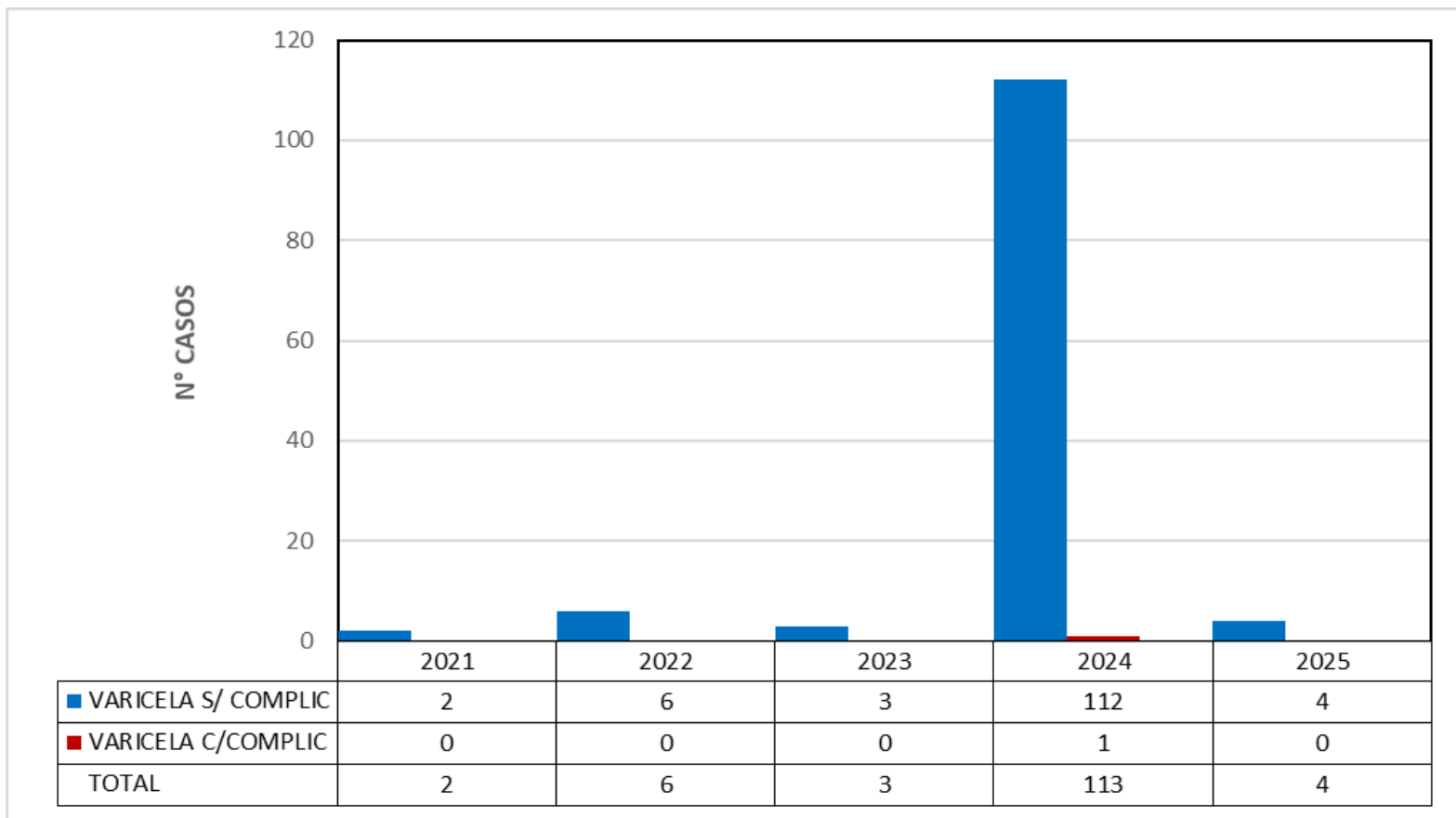
*Actualización hasta la S.E N.º 13-2025

VARICELA

RED DE SALUD CANAS CANCHIS ESPINAR



CASOS NOTIFICADOS DE VARICELA NO COMPLICADA Y VARICELA COMPLICADA RED DE SALUD CANAS CANCHIS ESPINAR 2021-2025*



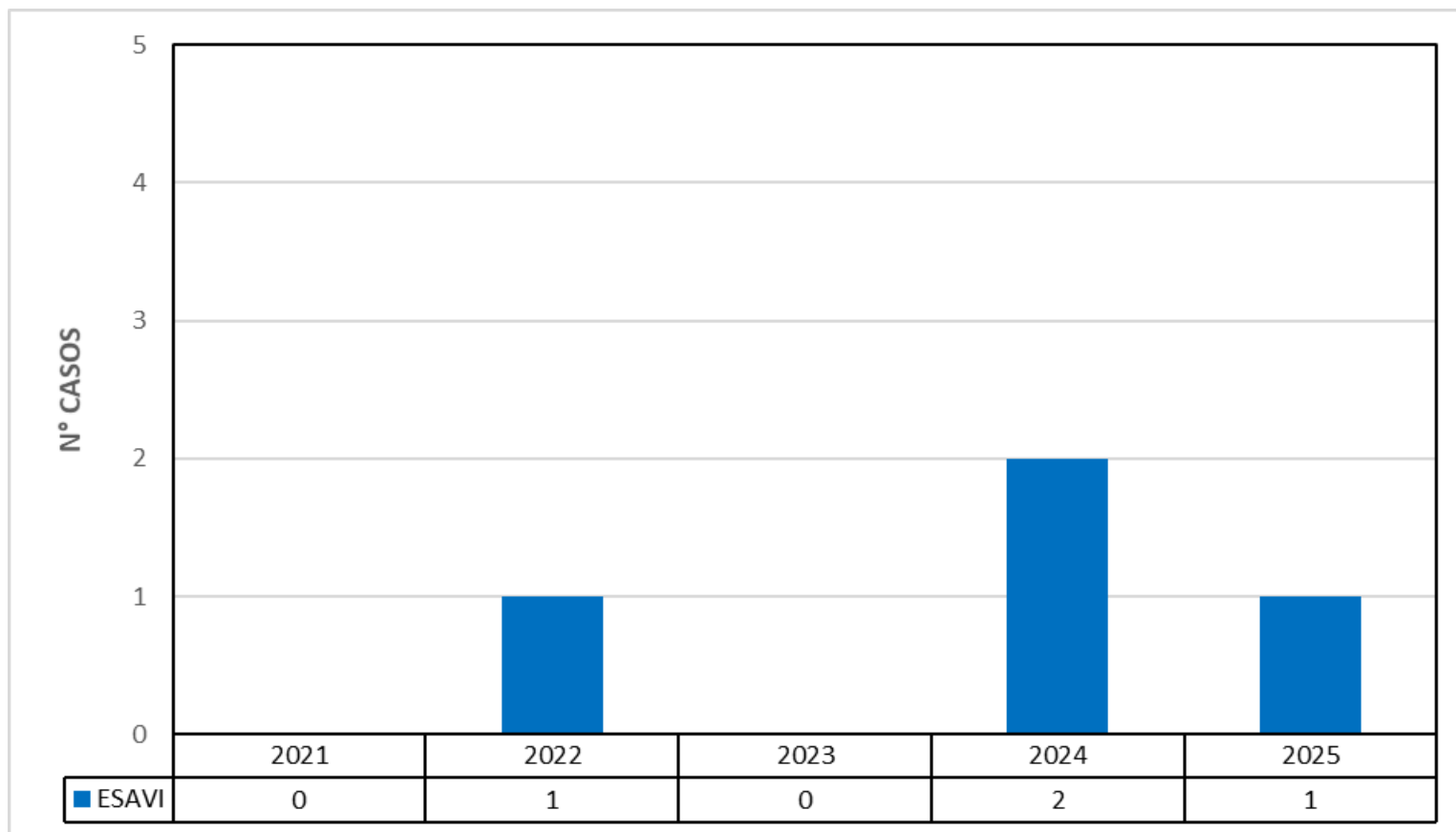
*Actualización hasta la S.E N.º 13-2025

ESAVI

RED DE SALUD CANAS CANCHIS ESPINAR



CASOS NOTIFICADOS DE ESAVI RED DE SALUD CANAS CANCHIS ESPINAR 2021-2025*



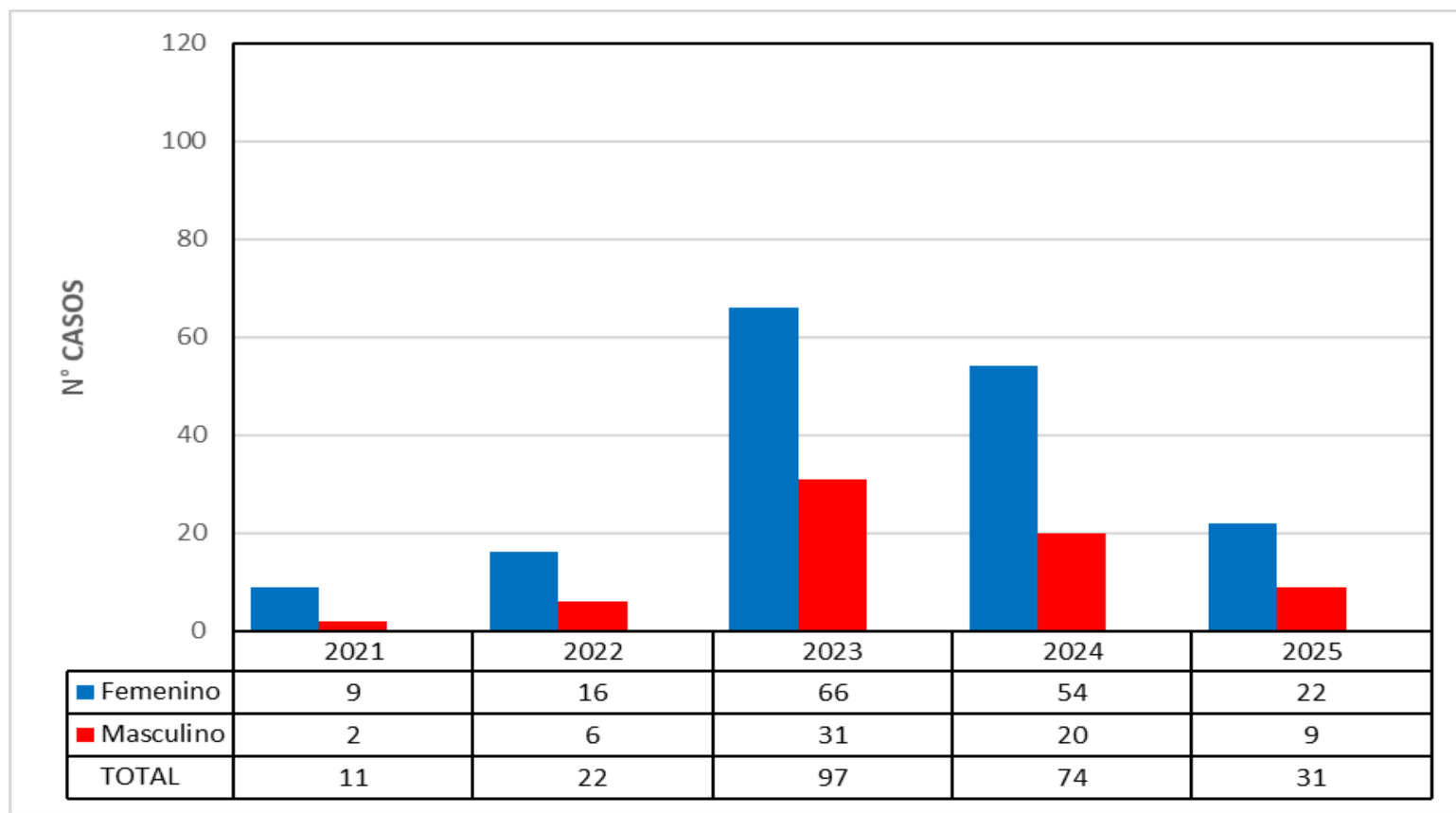
*Actualización hasta la S.E N.º 13-2025

DIABETES MELLITUS TIPO II

RED DE SALUD CANAS CANCHIS ESPINAR



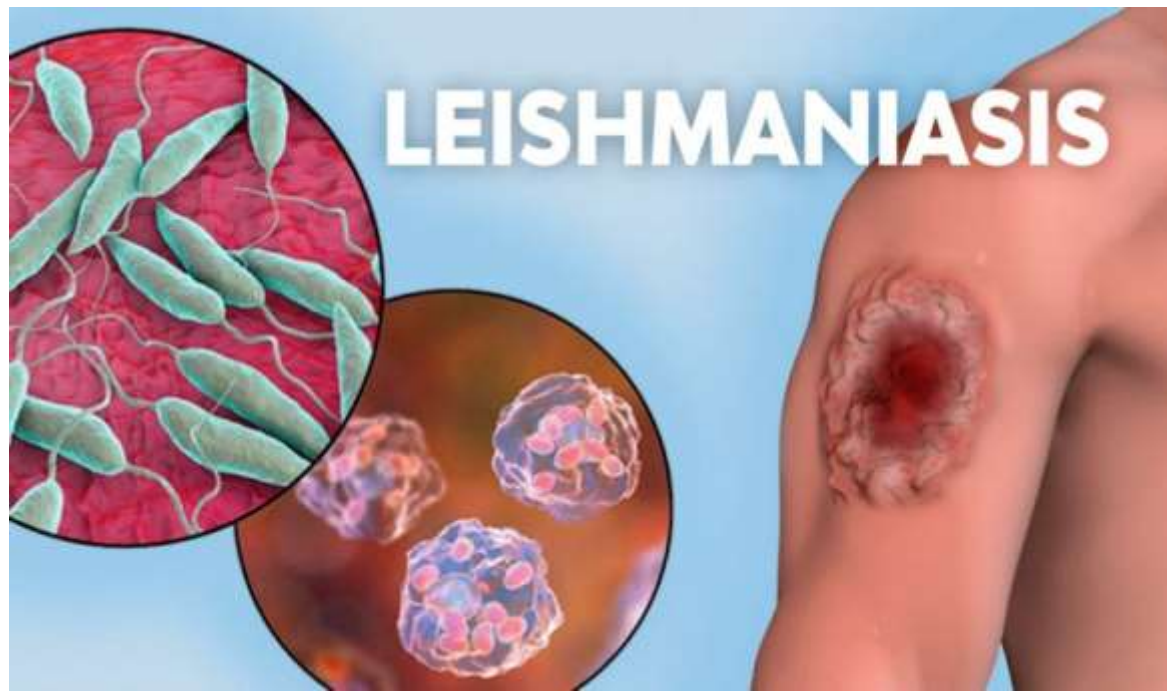
CASOS NOTIFICADOS DE DIABETES MELLITUS TIPO II SEGÚN SEXO RED DE SALUD CANAS CANCHIS ESPINAR 2021-2025*



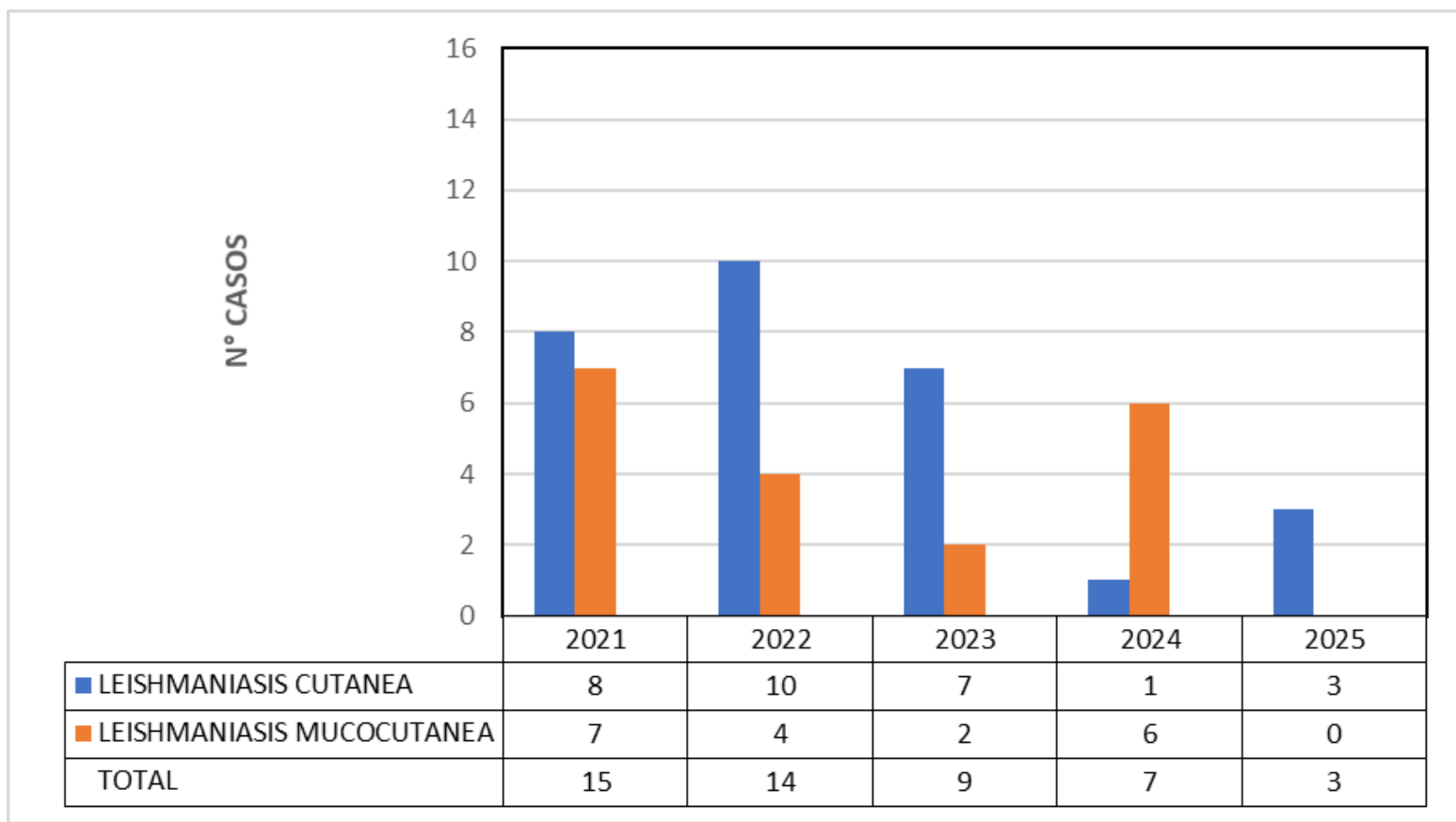
*Actualización hasta la S.E N.º 13-2025

LEISHMANIAS CUTANEA – MUCOCUTANEA

RED DE SALUD CANAS CANCHIS ESPINAR



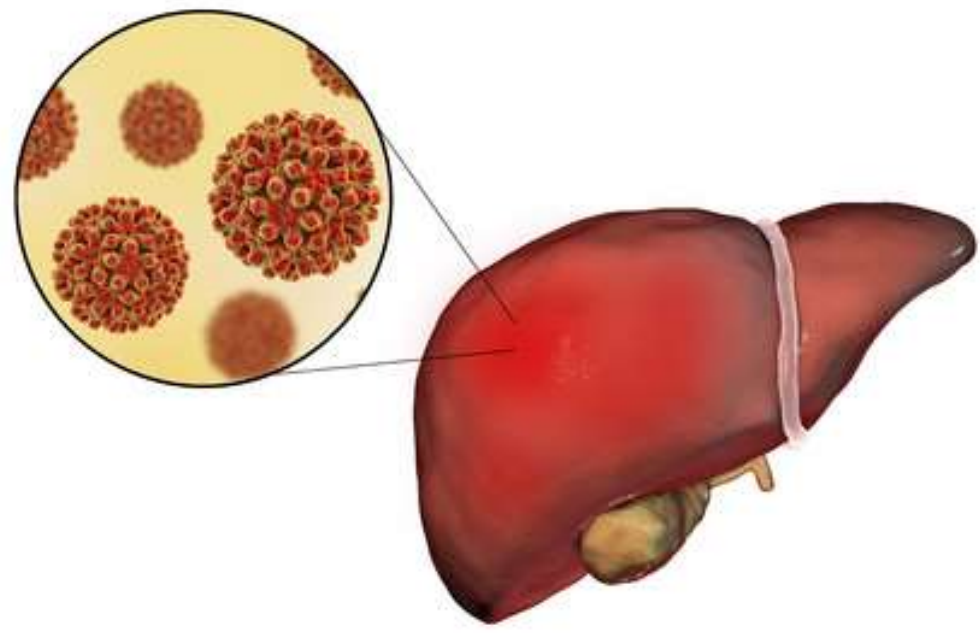
CASOS NOTIFICADOS DE LEISHMANIASIS CUTÁNEA Y MUCOCUTÁNEA RED DE SALUD CANAS CANCHIS ESPINAR 2021-2025*



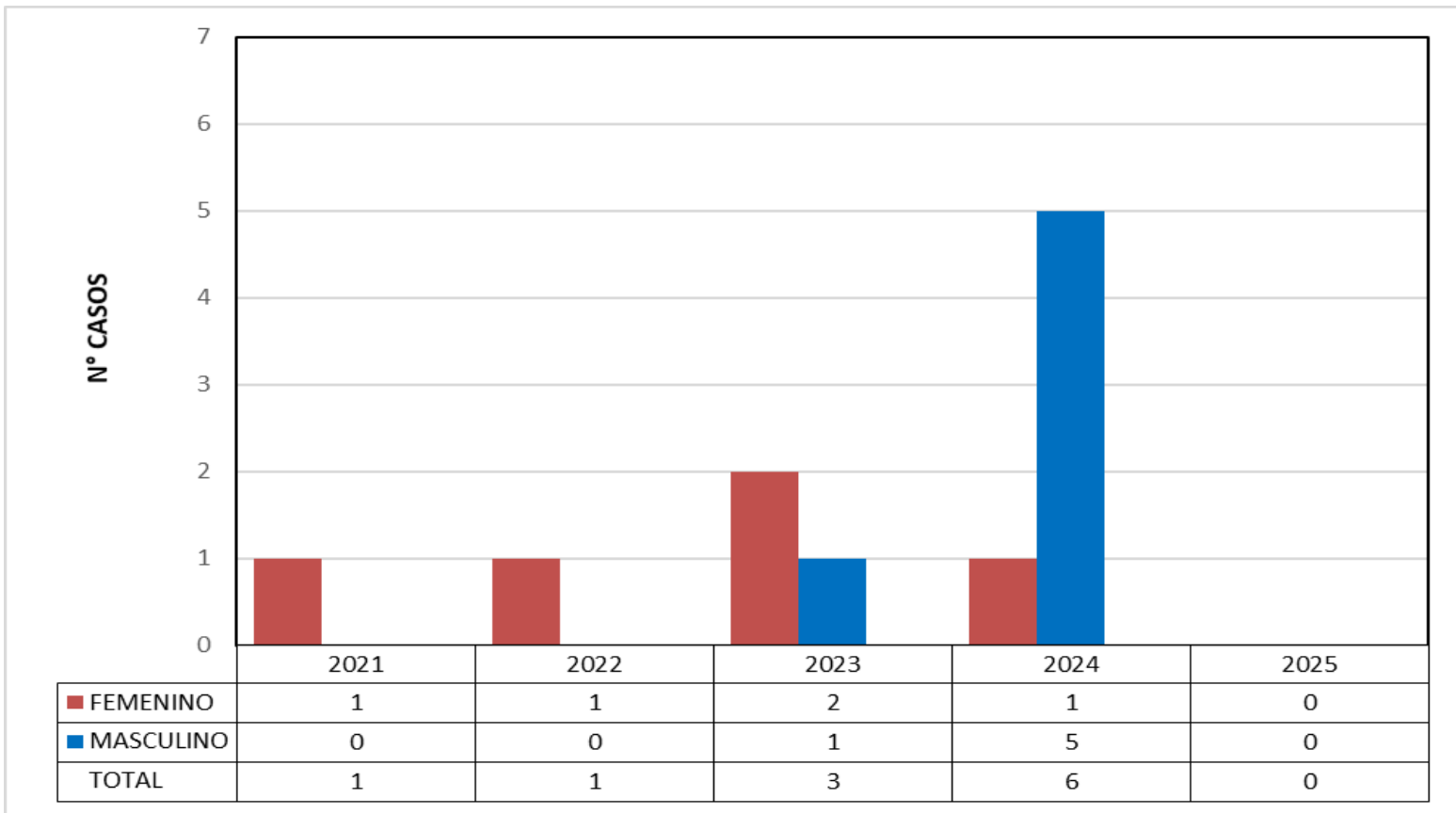
*Actualización hasta la S.E N.º 13-2025

HEPATITIS B

RED DE SALUD CANAS CANCHIS ESPINAR



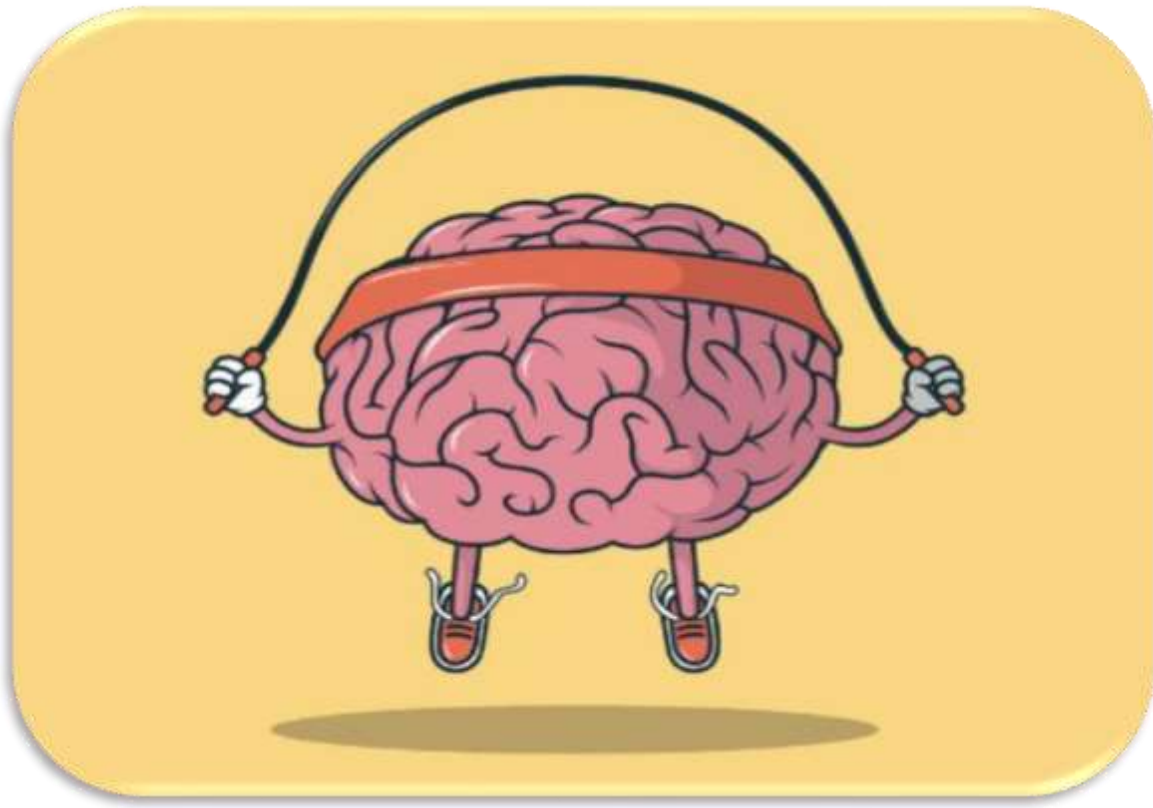
CASOS NOTIFICADOS DE HEPATITIS B SEGÚN DIAGNOSTICO RED DE SALUD CANAS CANCHIS ESPINAR 2021-2025*



*Actualización hasta la S.E N.º 13-2025

SALUD MENTAL

RED DE SALUD CANAS CANCHIS ESPINAR

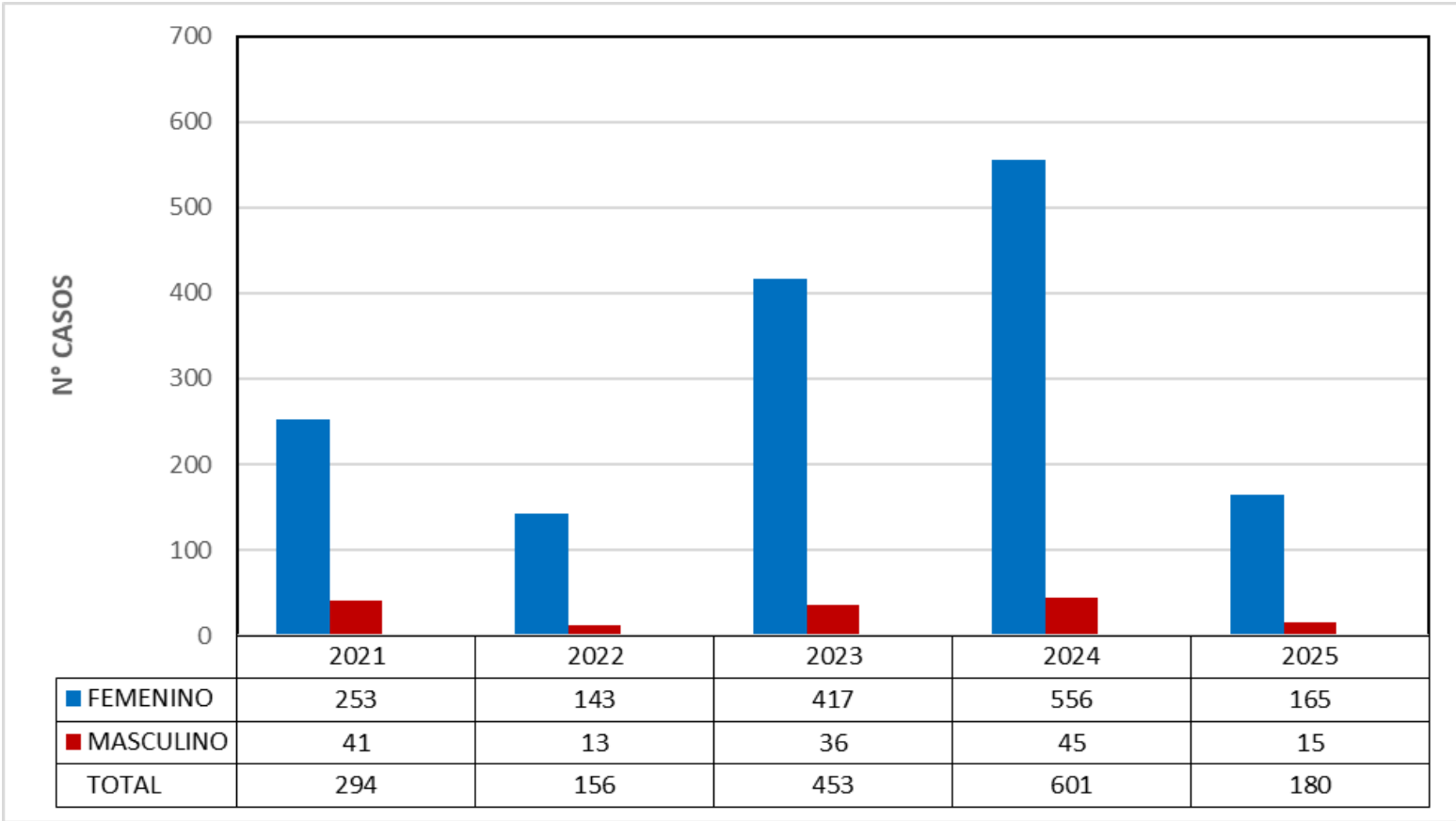


VIOLENCIA INTRA FAMILIAR (VIF)

RED DE SALUD CANAS CANCHIS ESPINAR



CASOS NOTIFICADOS DE VIOLENCIA INTRA FAMILIAR SEGÚN SEXO RED DE SALUD CANAS CANCHIS ESPINAR 2021-2025*



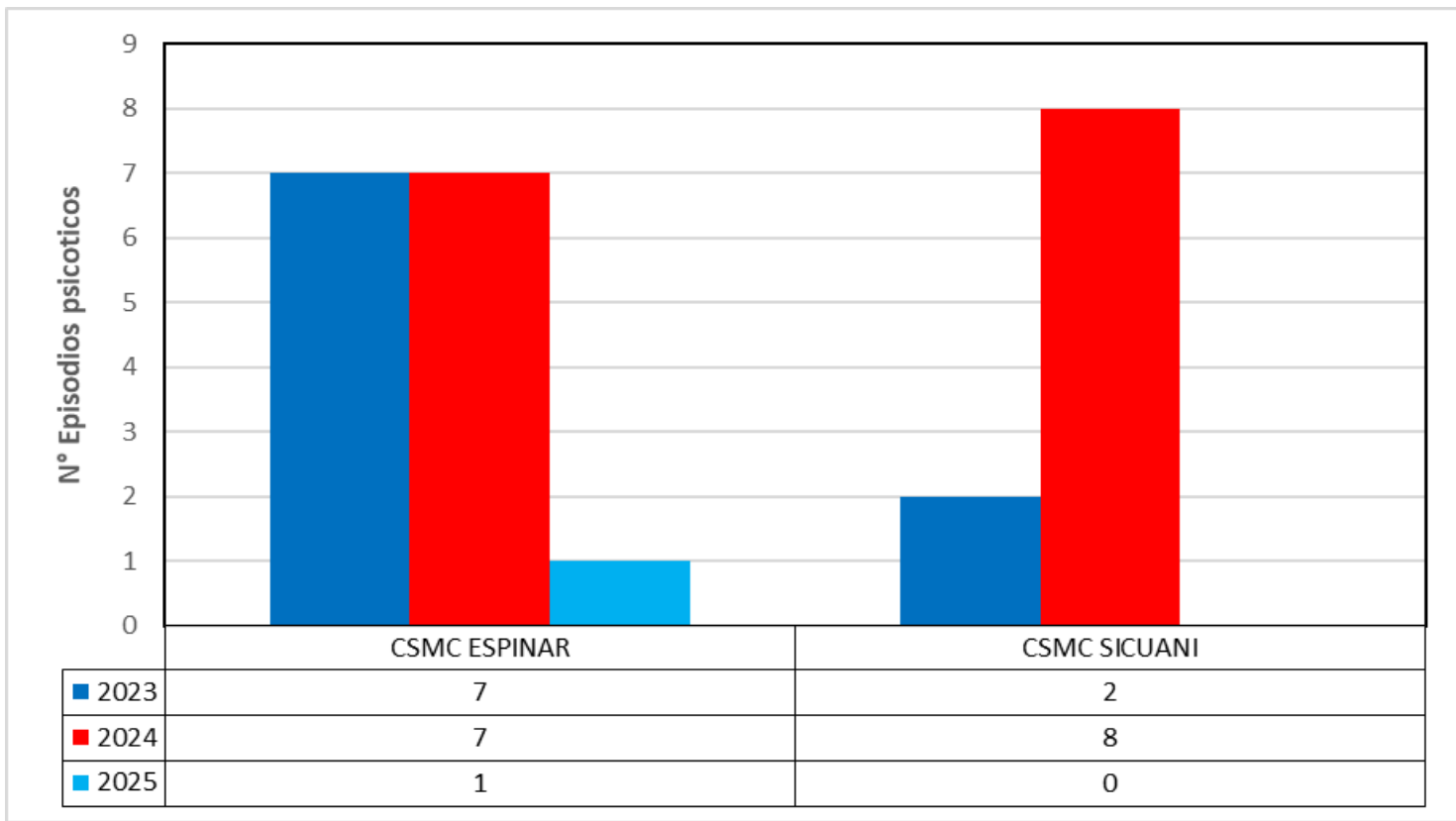
*Actualización hasta la S.E N.º 13-2025

PRIMER EPISODIO PSICOTICO

RED DE SALUD CANAS CANCHIS ESPINAR




CASOS DE PRIMER EPISODIO PSICOTICO NOTIFICADOS POR CENTRO DE SALUD MENTAL COMUNICATARIO 2023-2025*



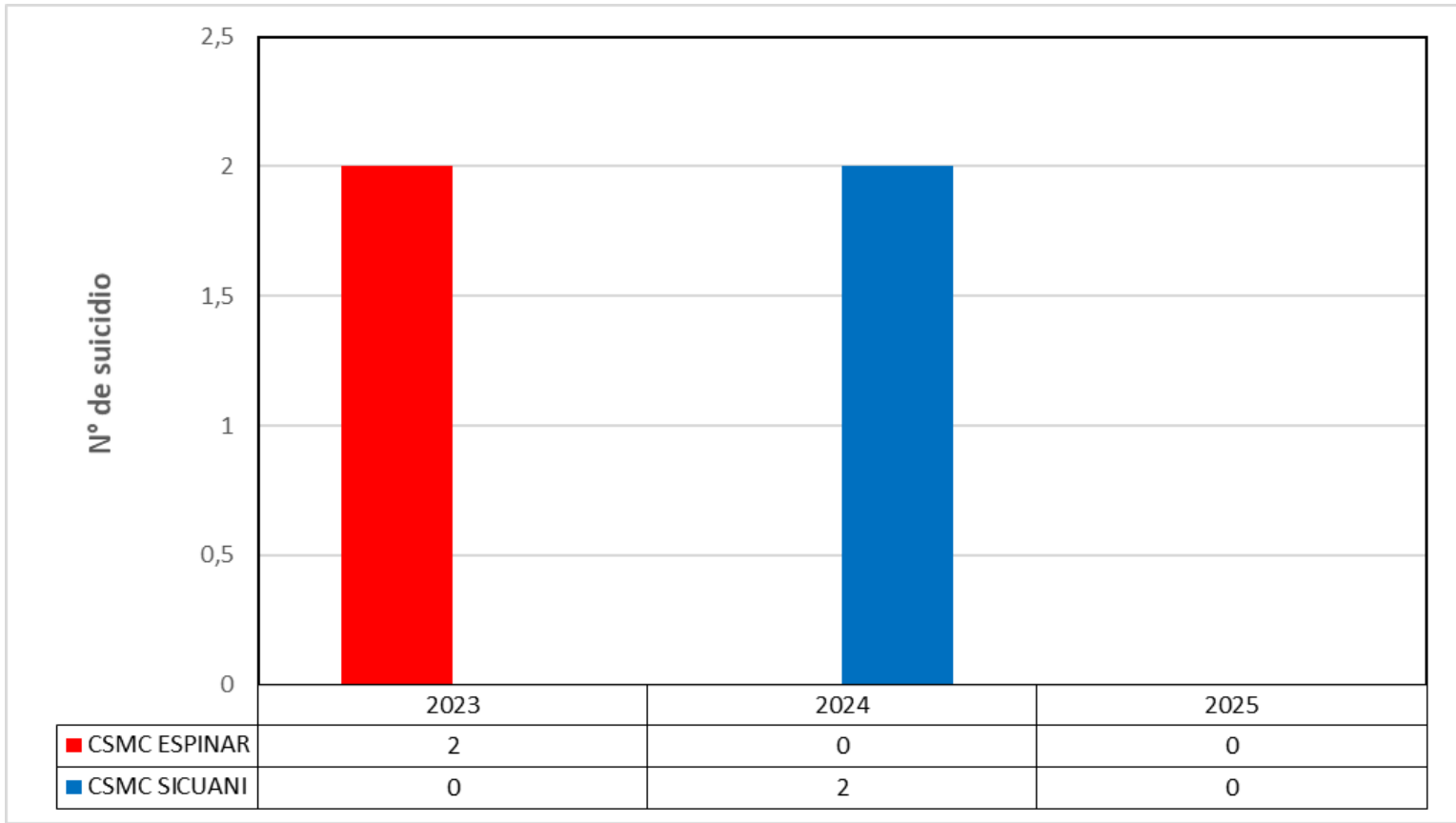
*Actualización hasta la S.E N.º 13-2025

INTENTO DE SUICIDIO

RED DE SALUD CANAS CANCHIS ESPINAR



CASOS DE INTENTO DE SUICIDIO NOTIFICADOS POR CENTRO DE SALUD MENTAL COMUNITARIO 2023-2025*

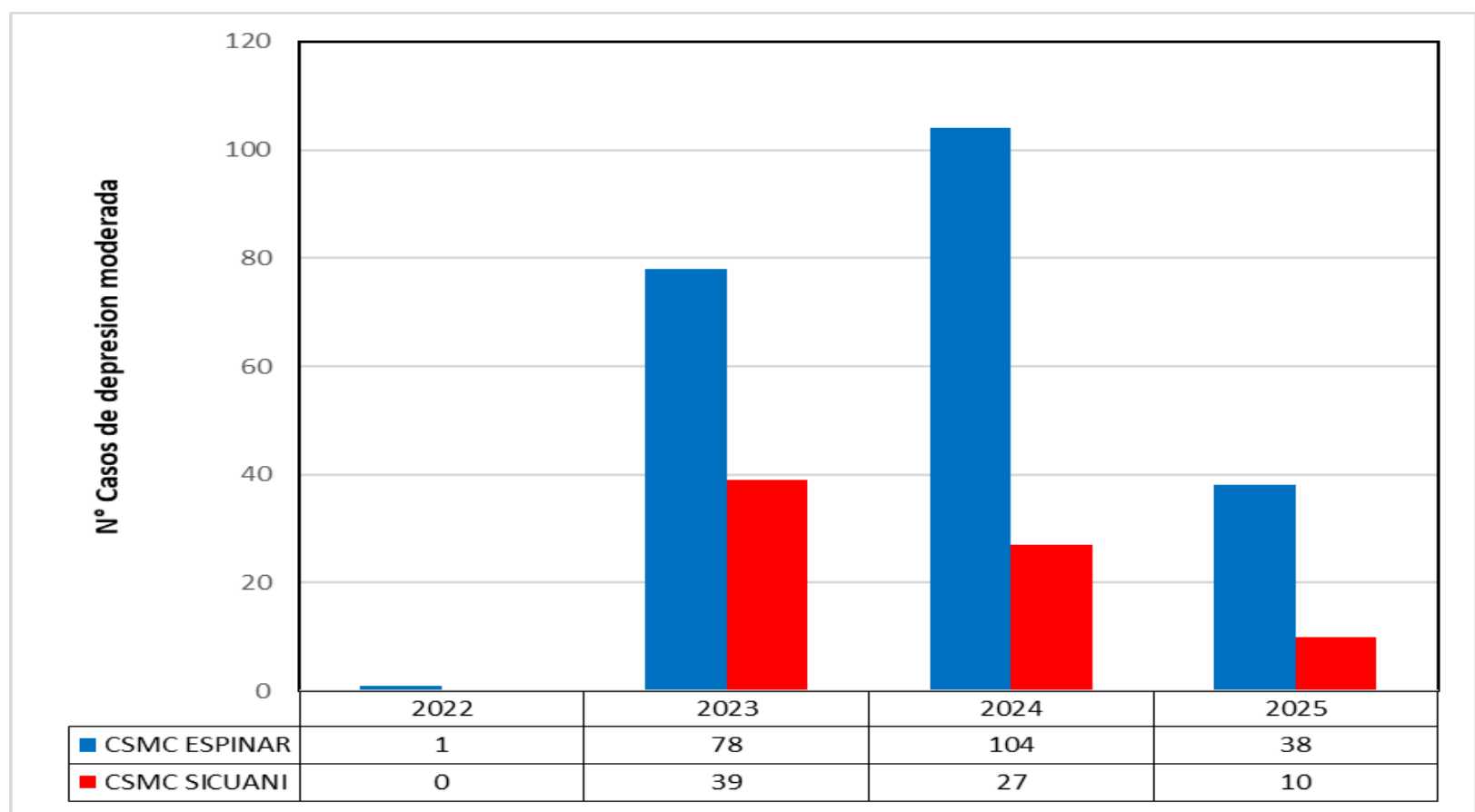


*Actualización hasta la S.E N.º 13-2025

DEPRESION MODERADA- SEVERA RED DE SALUD CANAS CANCHIS ESPINAR



CASOS DE DEPRESION MODERADA-SEVERA NOTIFICADOS POR CENTRO DE SALUD MENTAL COMUNITARIO 2022-2025*

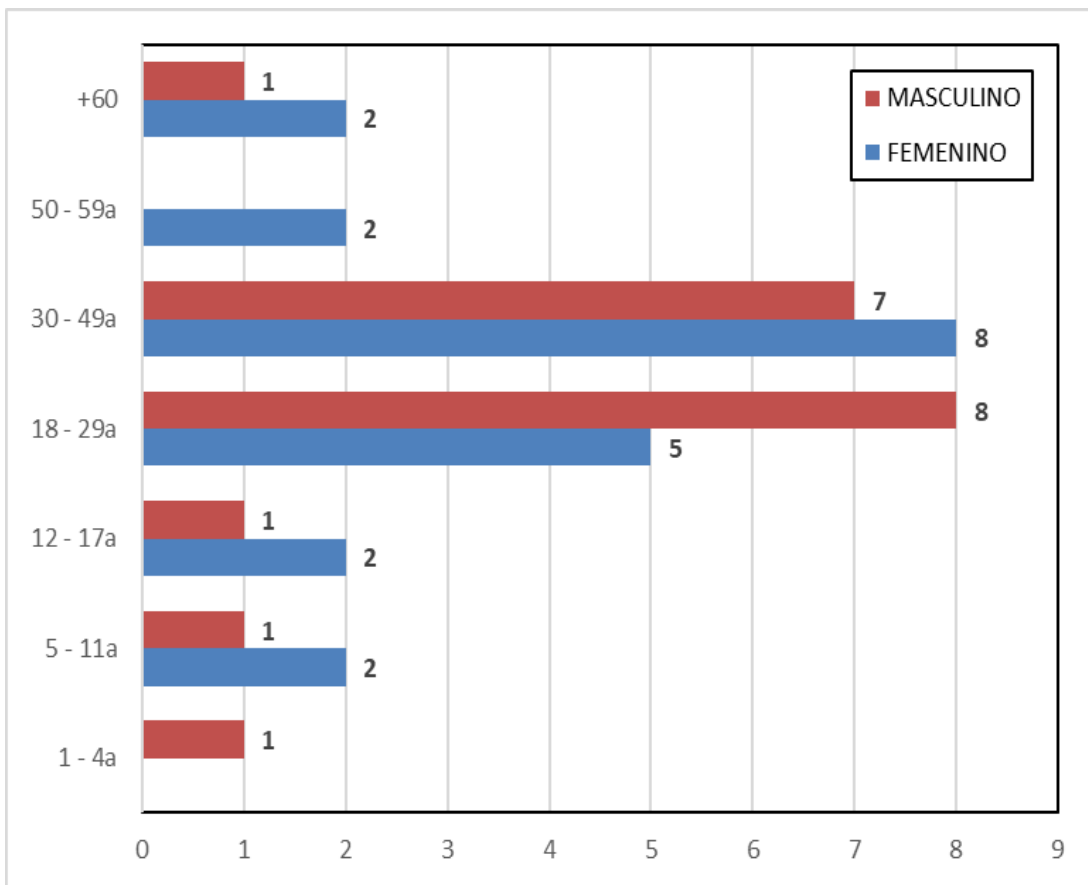


*Actualización hasta la S.E N.º 13-2025

ACCIDENTES DE TRANSITO RED DE SALUD CANAS CANCHIS ESPINAR



CASOS DE ACCIDENTES DE TRANSITO NOTIFICADOS POR MESES E IPRESS 2025 (HASTA LA S.E. N° 13)



| EDAD | FEMENINO | MASCULINO | TOTAL |
|--------------|-----------|-----------|-----------|
| 1 - 4a | 0 | 1 | 1 |
| 5 - 11a | 2 | 1 | 3 |
| 12 - 17a | 2 | 1 | 3 |
| 18 - 29a | 5 | 8 | 13 |
| 30 - 49a | 8 | 7 | 15 |
| 50 - 59a | 2 | 0 | 2 |
| +60 | 2 | 1 | 3 |
| TOTAL | 21 | 19 | 40 |

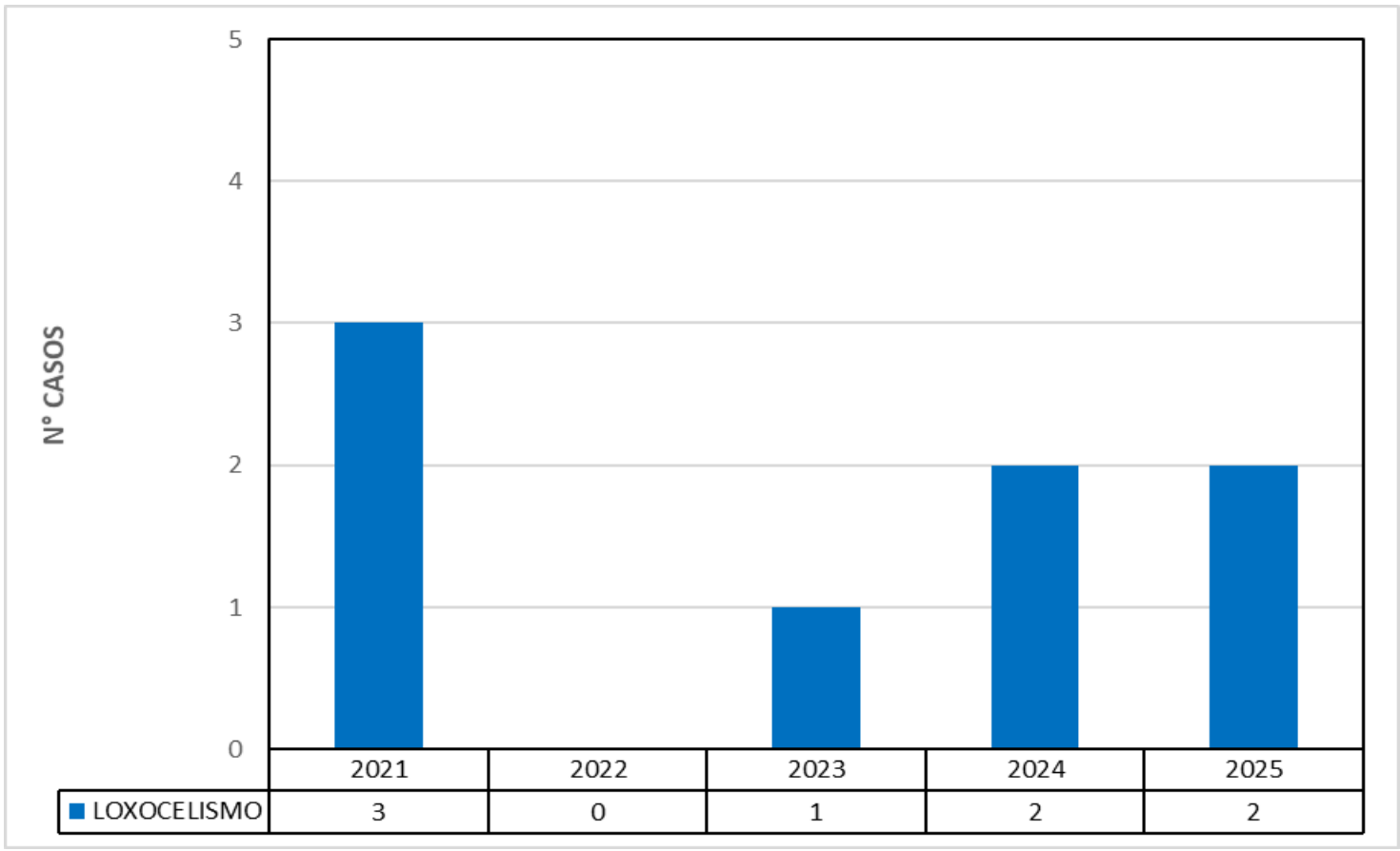
*Actualización hasta la S.E N.º 13-2025

LOXOCELISMO

RED DE SALUD CANAS CANCHIS ESPINAR




CASOS DE LOXOCELISMO NOTIFICADOS RED DE SALUD CANAS CANCHIS ESPINAR 2021-2025*



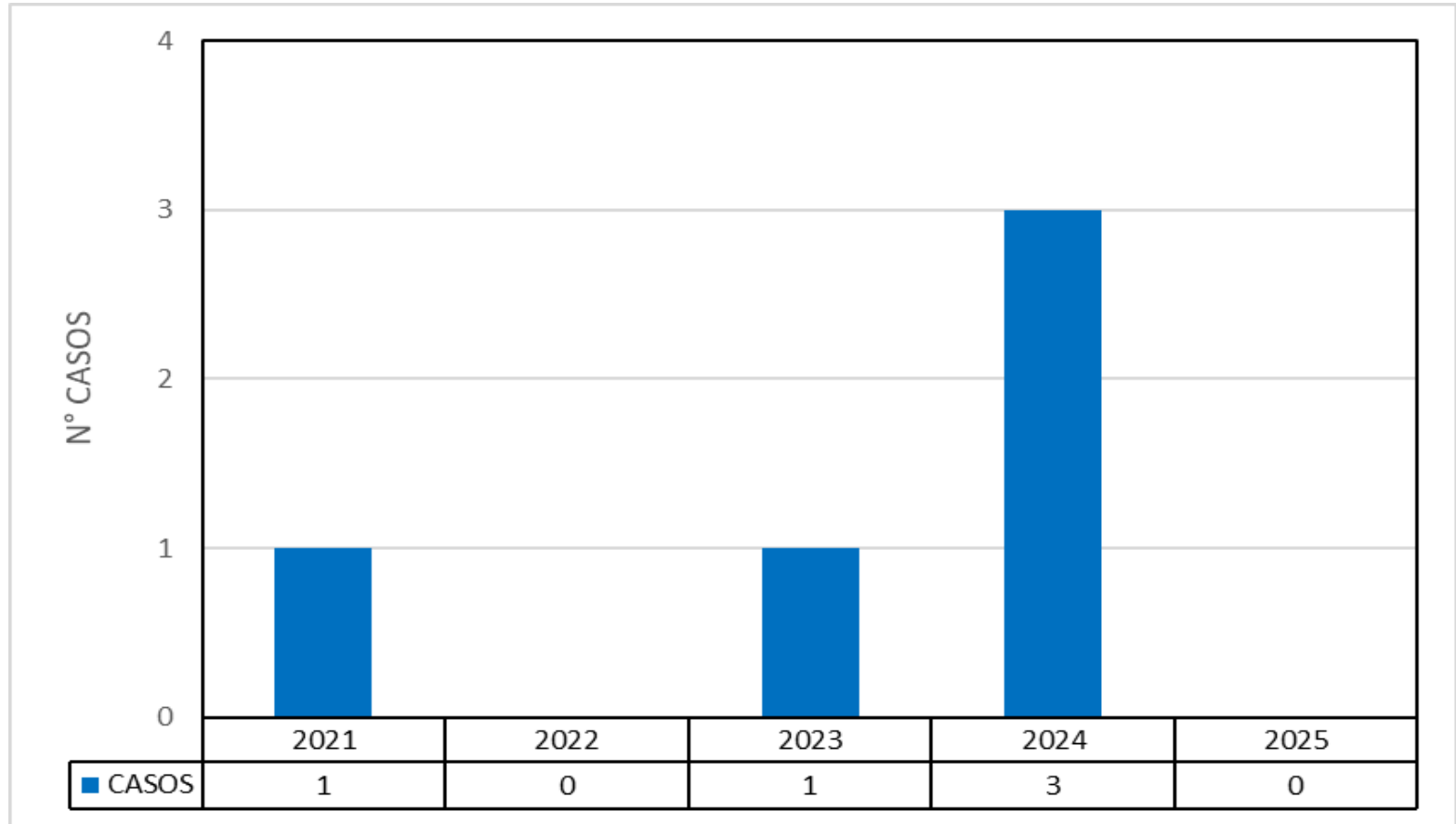
*Actualización hasta la S.E N.º 13-2025

ETAS

RED DE SALUD CANAS CANCHIS ESPINAR



CASOS DE ETAS NOTIFICADOS RED DE SALUD CANAS CANCHIS ESPINAR 2021-2025*



*Actualización hasta la S.E N.º 13-2025